

---

**A PREMIER MINERAL  
EXPLORATION AND  
DEVELOPMENT COMPANY**  
LARGE-SCALE, WORLD-CLASS  
GOLD AND COPPER ASSETS IN  
WESTERN AUSTRALIA

121 Mining Investment London

ASX: AZY | May 2023



# DISCLAIMER

Refer to Antipa Minerals ASX release 31 August 2022, for full Minyari Dome Project Scoping Study details. Antipa Minerals confirms that it is not aware of any new information or data that materially affects the information included in that release. All material assumptions and technical parameters underpinning that release continue to apply and have not materially changed.

**Nature of this document:** The purpose of this document is to provide general information about Antipa Minerals Limited (the 'Company'). Unless otherwise stated herein, the information in this document is based on the Company's own information and estimates. In viewing this document you agree to be bound by the following terms and conditions.

**Not an offer:** This document is for information purposes only and does not constitute or form any part of any offer or invitation to sell or issue, or any solicitation of any offer to purchase or subscribe for, any securities in the Company in any jurisdiction, including the United States. This document and its contents must not be distributed, transmitted or viewed by any person in any jurisdiction where the distribution, transmission or viewing of this document would be unlawful under the securities or other laws of that or any other jurisdiction. In particular, this document is not for release to US newswire services or distribution in the United States. This document is not considered a recommendation by the Company or any of its affiliates, directors or officers that any recipient invest in the Company nor does it constitute investment, accounting, financial, legal or tax advice.

**Not financial product advice:** This document does not take into account the individual investment objectives, financial situation and particular needs of each of the Company's Shareholders. You may wish to seek independent financial and taxation advice before making any decision in respect of this document. Neither the Company nor any of its related bodies corporate is licensed to provide financial product advice in respect of the Company's securities or any other financial products.

**Forward looking statements:** Certain statements contained in this document, including information as to the future financial or operating performance of the Company and its projects, are forward looking statements. Such forward looking statements: (a) are necessarily based upon a number of estimates and assumptions that, while considered reasonable by the Company, are inherently subject to significant technical, business, economic, competitive, political and social uncertainties and contingencies; (b) involve known and unknown risks and uncertainties that could cause actual events or results to differ materially from estimated or anticipated events or results reflected in such forward looking statements; and (c) may include, among other things, statements regarding estimates and assumptions in respect of prices, costs, results and capital expenditure, and are or may be based on assumptions and estimates related to future technical, economic, market, political, social and other conditions.

The Company disclaims any intent or obligation to publicly update any forward looking statements, whether as a result of new information, future events or results or otherwise. The words "believe", "expect", "anticipate", "indicate", "contemplate", "target", "plan", "intends", "continue", "budget", "estimate", "may", "will", "schedule" and similar expressions identify forward looking statements. All forward looking statements contained in this document are qualified by the foregoing cautionary statements. Recipients are cautioned that forward looking statements are not guarantees of future performance and accordingly recipients are cautioned not to put undue reliance on forward looking statements due to the inherent uncertainty therein.

**Disclaimer:** No representation or warranty, express or implied, is made by the Company that the material contained in this document will be achieved or prove to be correct. Except for statutory liability which cannot be excluded, each of the Company, its directors, officers, employees, advisers and agents expressly disclaims any responsibility for the accuracy, fairness, sufficiency or completeness of the material contained in this document, or any opinions or beliefs contained in this document, and excludes all liability whatsoever (including in negligence) for any loss or damage which may be suffered by any person as a consequence of any information in this document or any error or omission there from. The Company is under no obligation to update or keep current the information contained in this document or to correct any inaccuracy or omission which may become apparent, or to furnish any person with any further information, unless required to do so by law. Any opinions expressed in the document are subject to change without notice. Recipients of this document should make their own, independent investigation and assessment of the Company, its business, assets and liabilities, prospects and profits and losses, as well as the matters covered in this document. Independent expert advice should be sought before any decision based on an assessment of the Company is made.

**Unverified information:** This document may contain information (including information derived from publicly available sources) that has not been independently verified by the Company.

**Cautionary note regarding reserves and resources:** You should be aware that as an Australian company with securities listed on the ASX, the Company is required to report reserves and resources in accordance with the Australasian Code for Reporting of Exploration Results, Mineral Resources and Ore Reserves (JORC Code, 2012 Edition). You should note that while the Company's reserve and resource estimates comply with the JORC Code, they may not comply with the relevant guidelines in other countries and, in particular, do not comply with Industry Guide 7, which governs disclosures of mineral reserves in registration statements filed with the US Securities and Exchange Commission. Information contained in this document describing the Company's mineral deposits may not be comparable to similar information made public by companies subject to the reporting and disclosure requirements of US securities laws. In particular, Industry Guide 7 does not recognise classifications other than proven and probable reserves and, as a result, the SEC generally does not permit mining companies to disclose their mineral resources in SEC filings. You should not assume that quantities reported as "resources" will be converted to reserves under the JORC Code or any other reporting regime or that the Company will be able to legally and economically extract them.

**Competent Persons Statement - Exploration Results:** Please refer to the detailed statement at the end of this document.

**Competent Persons Statement - Mineral Resource Estimations:** for the Minyari Dome Project Deposits, Calibre Deposit, Magnum Deposit, Chicken Ranch Deposit and Tims Dome deposit: Please refer to detailed statement at end of this document.

**Australian Dollars:** All figures in Australian Dollars unless stated otherwise.

**Release Authorised by:** Roger Mason - Managing Director.

# THE ANTIPA MINERALS PORTFOLIO

High impact exploration and advancement of our flagship Minyari Dome Project



**2.6** Moz

**ATTRIBUTABLE GOLD  
MINERAL RESOURCE<sup>1</sup>**



**5,100** km<sup>2</sup>

**OF HIGHLY PROSPECTIVE  
GOLD AND COPPER GROUND**

**OUTSTANDING LOCATION**

PROXIMAL TO THE GOLD-COPPER-SILVER  
TELFER MINE AND HAVIERON AND WINU  
DEVELOPMENT PROJECTS

**SCOPING STUDY  
CONFIRMS STAND-ALONE  
PROJECT POTENTIAL**



**Minyari Dome  
100% Antipa**

**COMPLEMENTARY MAJOR  
GROWTH PROJECTS**



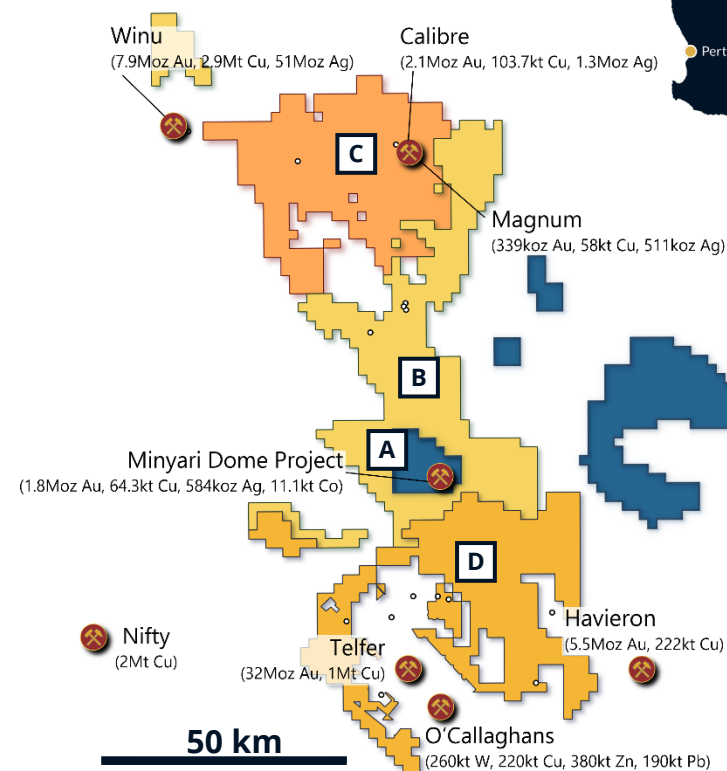
**Paterson (100%) : IGO Farm-in**



**Citadel (33%) : Rio Tinto JV<sup>2</sup>**



**Wilki (100%) : Newcrest Farm-in**



1. Refer to Antipa Minerals ASX releases dated 23 February 2015, "Calibre and Magnum Mineral Resources JORC 2012 Updates", 17 May 2021, "Calibre Gold resource Increase 62% to 2.1 Million Ounces", and 2 May 2022, "Minyari Dome Project Gold Resource Increases 250% to 1.8Moz". Antipa Minerals confirms that it is not aware of any new information or data that materially affects the information included in those releases. All material assumptions and technical parameters underpinning those releases continues to apply and has not materially changed.

2. Antipa elected to utilise the dilute-down provisions in the Citadel JV agreement to fund its share of the CY2022 exploration programme, resulting in its JV interest being reduced from 35% to approximately 33%.



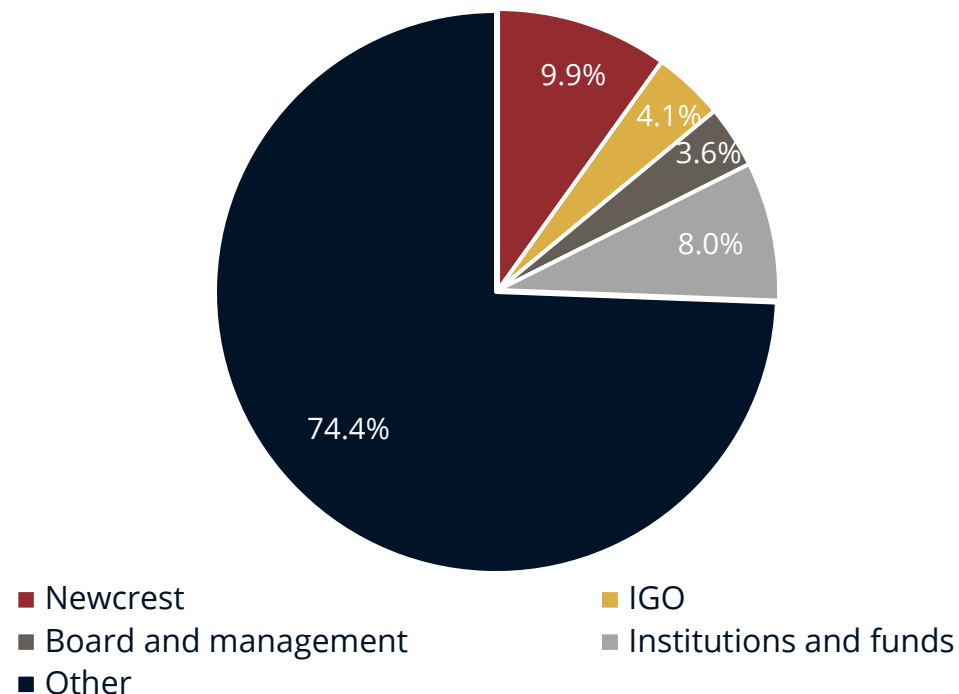
# CORPORATE SNAPSHOT

High quality register, strong strategic cornerstone investment

## CAPITAL STRUCTURE | ASX : AZY

Share price <sup>1</sup>	A\$ 0.019
Shares on issue <sup>1</sup>	3,593.0 M
Market capitalisation <sup>1</sup>	A\$ 68.3 M
Cash <sup>2</sup>	A\$ 7.1 M
Debt	Nil
EV	A\$ 61.2 M
Options <sup>3</sup>	502.3 M

## SHARE REGISTER<sup>4</sup>



1. At 4 May 2023.

2. At 31 March 2023 (unaudited).

3. At 4 May 2023, includes 275.7M Director and employee options, plus 226.7M placement and SPP options. Weighted average exercise price of all options is 5.1 cents and would raise up to A\$25.6M if exercised.

4. Shareholdings may be held directly or through nominees.



# BOARD AND MANAGEMENT

Proven value creators



**Stephen Power**

Non-executive  
Chairman

- Corporate lawyer with more than 30 years of legal, commercial and corporate management experience
- Former advisor to LionOre Mining International



**Roger Mason**

Managing  
Director

- Geologist with 35 years experience spanning exploration, project development, production and project acquisition
- Former General Manager Geology for LionOre Australia and Norilsk Nickel Australia
- Former consultant to Integra Mining Ltd



**Mark Rodda**

Executive Director –  
Commercial and Legal

- Lawyer and corporate consultant
- 30 years legal, commercial and corporate management experience
- Director of Lepidico
- Former Chairman of Coalspur Mines, and former General Counsel of LionOre Mining international



**Peter Buck**

Non-Executive  
Director

- Geologist
- 40 years industry experience across international exploration, acquisition and production
- Previously Director of IGO, PMI Gold, Gallery Gold, LionOre Australia and Breakaway Resources



**Gary Johnson**

Non-Executive  
Director

- Metallurgist
- 40 years of industry experience covering plant design, project development and operations
- Chairman of Lepidico, and Director of Strategic Metallurgy
- Former Director of LionOre's Tati Nickel



**Luke Watson**

CFO and Company  
Secretary

- Chartered Accountant with over 20 years experience
- Held senior corporate and finance positions with several listed exploration and development companies
- Former CFO and Company Secretary of Mantra Resources

# A

# MINYARI DOME PROJECT

## 100% ANTIPA

Scoping Study confirms sizeable stand-alone project potential with clear and substantial upside

AU

# 1.8

Moz 2022 RESOURCE  
AT 1.6 g/t PLUS

Cu

64 kt at 0.19%

Co

11 kt at 0.03%

Ag

584 koz at 0.54 g/t

INDICATED  
RESOURCE **1.0** Moz  
GOLD AT **1.4** g/t  
GOLD



1

**Technically and commercially robust**  
Stand-alone gold mining and processing operation

2

**Strategically significant location**  
35km from the Telfer mine and processing facility

3

**Substantial potential upside drivers**  
Three key project value levers

4

**Aggressive growth drilling**  
Significantly expanded 2023 drilling programme

# 1. TECHNICALLY AND COMMERCIALY ROBUST

Stand-alone gold mining and processing development (Scoping Study, August 2022)

## MINE SCHEDULE

21.4 Mt at 1.6 g/t gold  
Initial open pit and underground mine

## MINING PHYSICALS

3 Mtpa throughput  
For 7+ years initial processing life

## STANDARD CIL PLANT

90% gold recovery  
Simple non-refractory metallurgy

## INITIAL GOLD OUTPUT

975 koz  
Average of 168 koz pa for the first five years

## FORECAST AISC

A\$1,475/oz gold  
For US\$1,062/oz gold

## UPFRONT CAPITAL COST

A\$275M  
Including pre-production mining A\$68M

## NPV<sub>7%</sub>

A\$392M  
Pre-tax at A\$2,430/oz gold

## IRR

34%  
Pre-tax at A\$2,430/oz gold

## PAYBACK

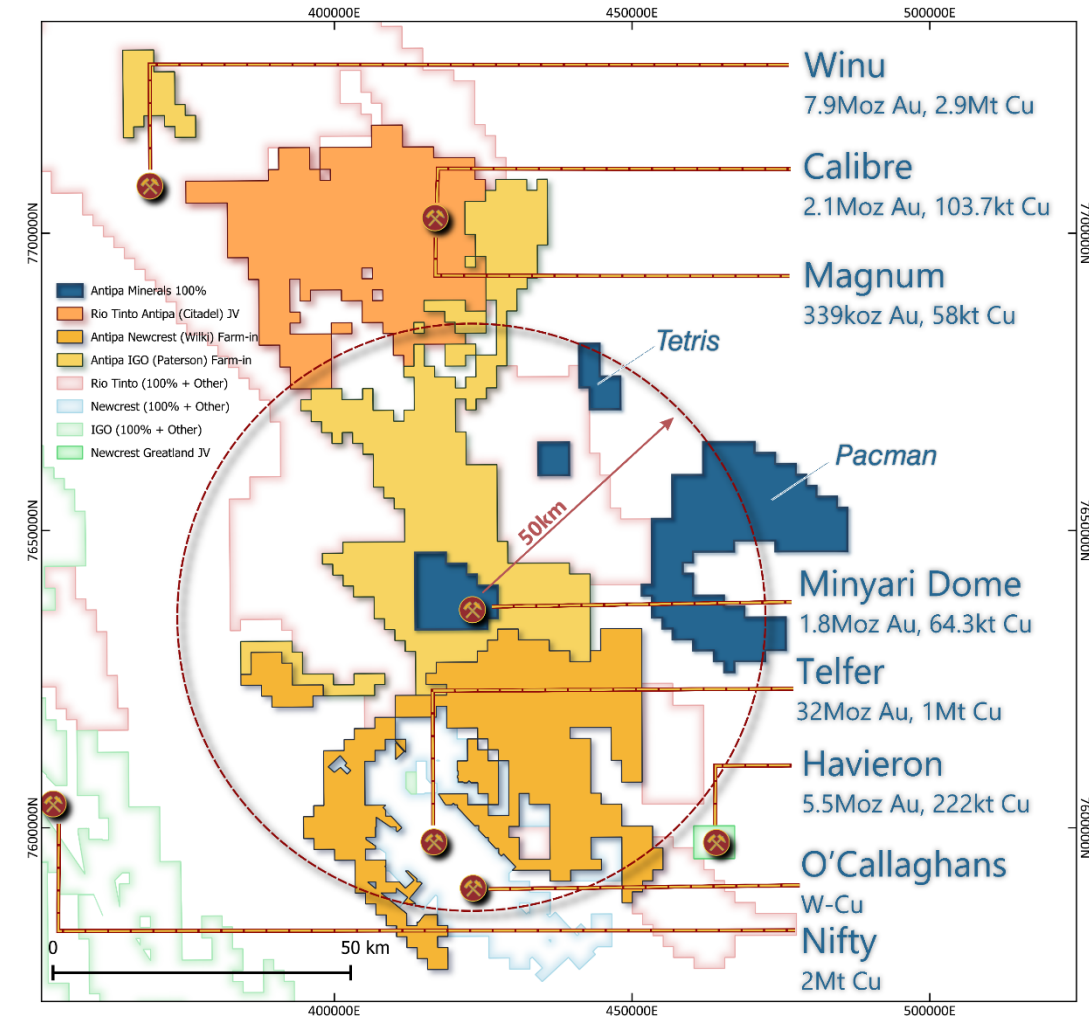
2.5 years  
Pre-tax from first production



## 2. STRATEGICALLY SIGNIFICANT LOCATION

35km from the Telfer mine and processing facility

- Large 900km<sup>2</sup> ground holding proximate to the Telfer gold-copper-silver mine and 22Mtpa processing facility
- Additional feed will be required, as recent Newcrest investment only extends mining operations into early 2025
- Access to existing regional infrastructure including two-lane bitumen and gravel roads to site, Telfer Mine Gas Pipeline<sup>1</sup> and the planned Asian Renewable Energy Hub<sup>2</sup>
- Connection to the Port Hedland regional hub containing a bulk import and export port facility and international airport



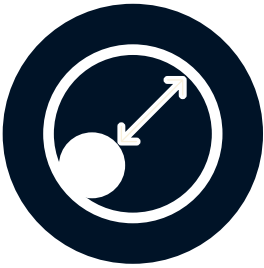
1. Owned by Energy Infrastructure Investments and operated by APA Group.

2. Up to 26GW of combined solar and wind power generating capacity. BP has a 40.5% stake and operatorship of the Asian Renewable Energy Hub project, to be developed in collaboration with project partners InterContinental Energy, CWP Global, and Macquarie Capital and Macquarie's Green Investment Group.

### 3. SUBSTANTIAL POTENTIAL UPSIDE DRIVERS

Three key project value levers

1



#### MINERAL RESOURCE EXPANSION

Delivering growth in gold output and initial operating life

New brownfield and greenfield targets to be evaluated as part of an aggressively expanded 2023 exploration programme

2

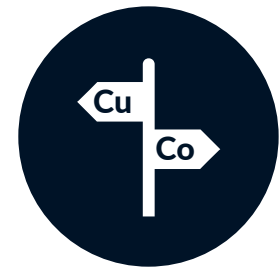


#### MINE SCHEDULING ENHANCEMENT

Further discovery to drive optimised process sequencing

With immediate potential to accelerate high-grade material and push-back the final two years of lower grade stockpile processing

3



#### ADDITIONAL PROJECT OPTIMISATION

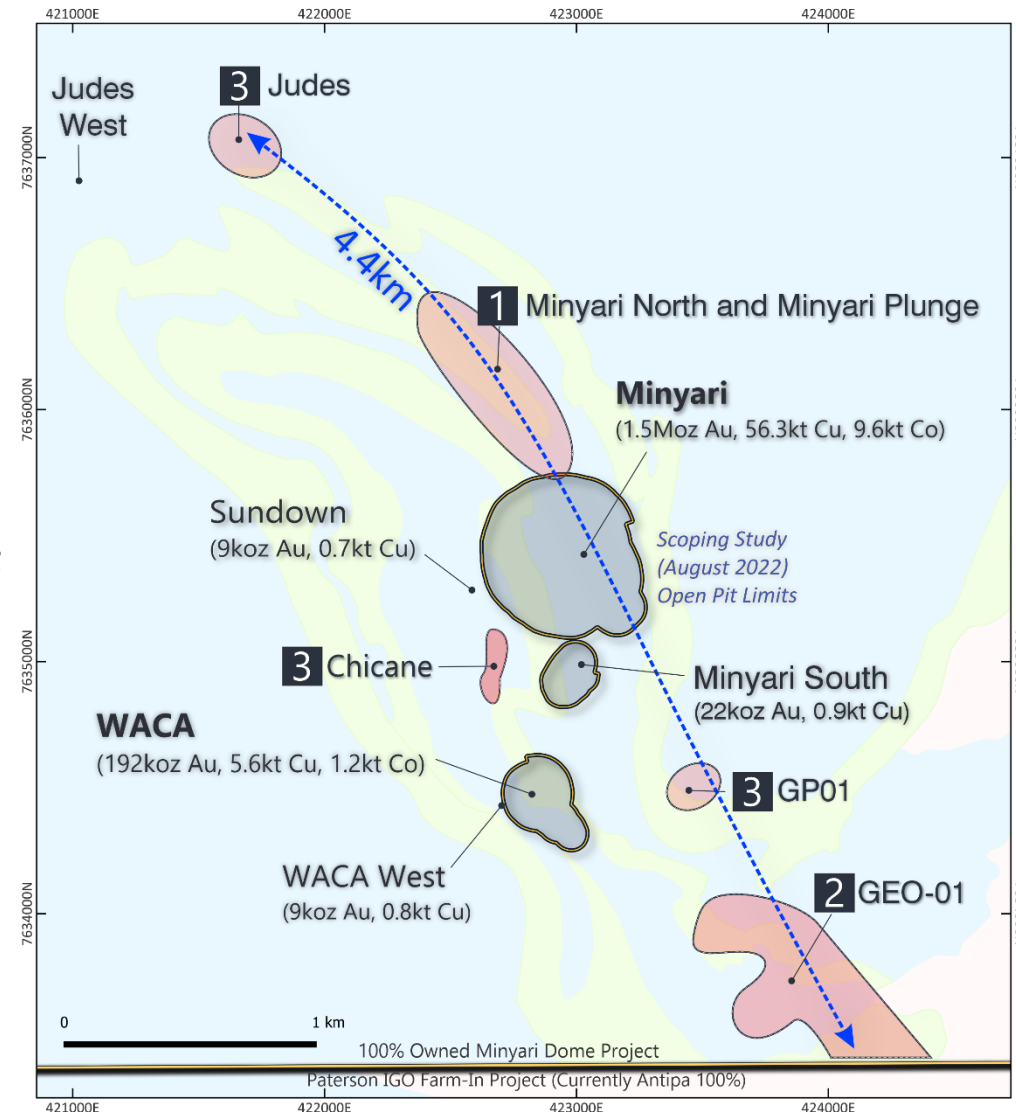
Potential copper and cobalt by-product outputs

Test-work aimed at unlocking significant value of these future facing metals

## 4. AGGRESSIVE GROWTH DRILLING PROGRAMME

### Significantly expanded 2023 drilling programme

- Targeting substantial and rapid growth to the gold-copper resource base for additional value enhancement to the existing Minyari Dome development opportunity
- Potential to materially change scope of the Minyari Dome development and Pre-feasibility Study
- Key maiden resource and discovery opportunities:
  - 1 Minyari North** prospect plus the revised **Minyari Plunge** target;
  - 2** Large-scale **GEO-01** prospect defined by 2022 AC drilling; and
  - 3** Additional prospects including **Chicane** and **GP01** plus multiple high-priority **greenfield targets**
- Expanded 2023 programme to consist of up to 15,000m of drilling:
  - Planned programme commencement early May
  - First assay results expected July
  - Soil geochemical programme to identify new greenfield targets




Exploration programmes and development studies are subject to changes which may be made consequent upon results, field conditions and ongoing review.



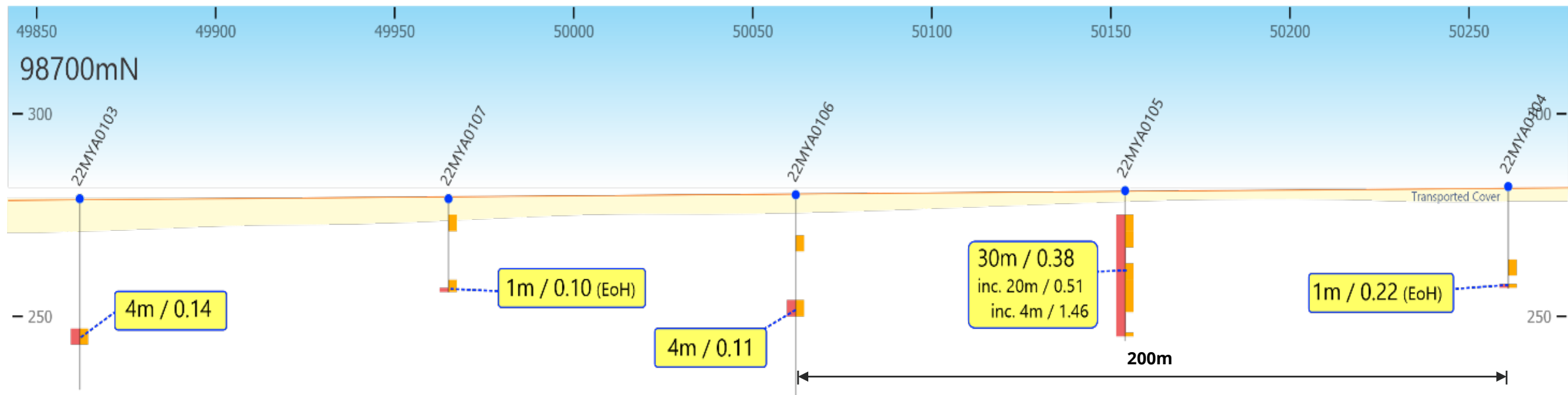
## 4. AGGRESSIVE GROWTH DRILLING PROGRAMME

Minyari North and Minyari Plunge targets with high gold endowment potential



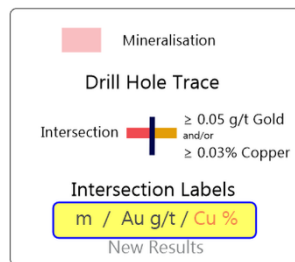
## 4. AGGRESSIVE GROWTH DRILLING PROGRAMME

GEO-01 maiden Mineral Resource opportunity



### 2 LARGE SCALE GEO-01 PROSPECT DEFINED BY 2022 AIR CORE DRILLING

- Broad 100m spaced AC holes intersected thick zones of alteration, veining and gold-copper mineralisation over **very large 3km<sup>2</sup> footprint**
- Intersections included 30m at 0.4 g/t gold from 6.0m down hole including 20m at 0.5 g/t gold and **4m at 1.5 g/t gold**
- Located just 1.2 km southeast of Minyari deposit under 4 to 16m of sand cover
- No historical RC or diamond core drilling in the area
- Targeting a significant near surface, open pit amenable, maiden Resource

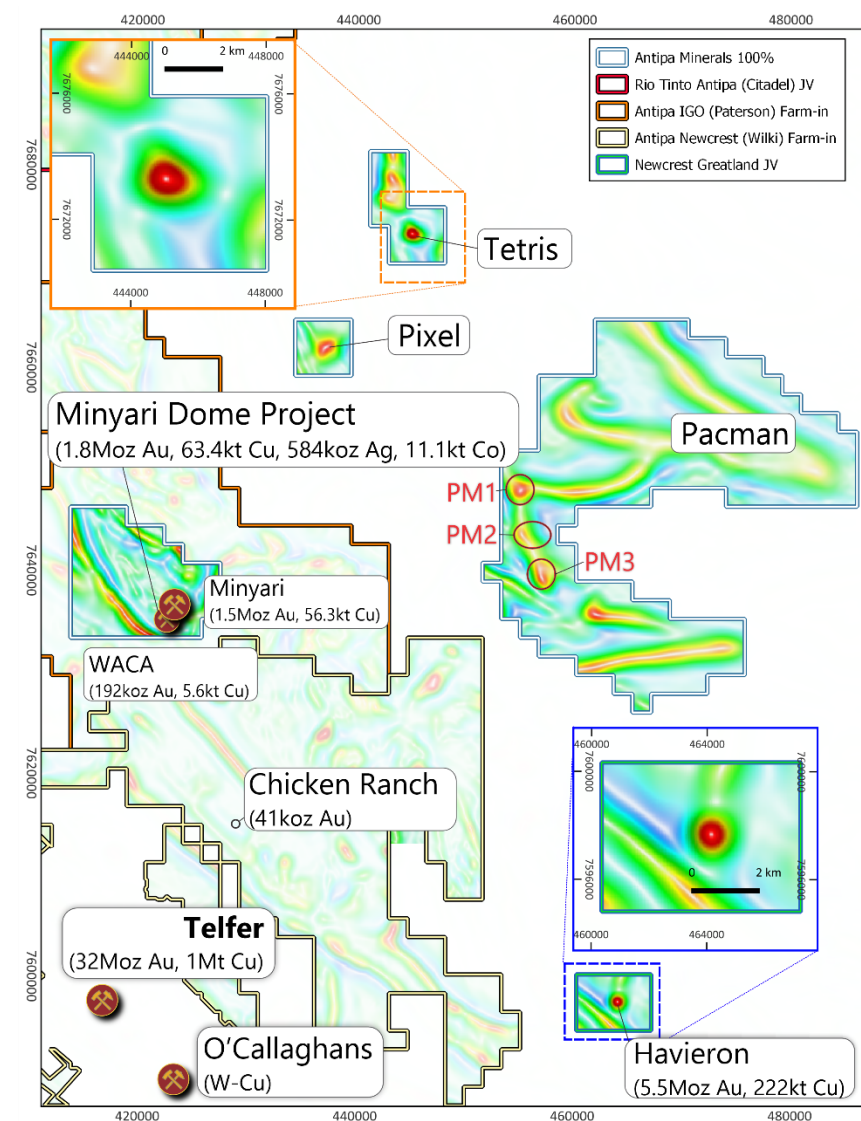


## 4. AGGRESSIVE GROWTH DRILLING PROGRAMME

### Chicane and GP01 Prospects and additional greenfield targets

#### 3 HIGHLY PROSPECTIVE ADVANCED TARGETS


- **Chicane Prospect:** Coincident geophysical anomaly 450m southwest of Minyari
  - 2022 discovery drill result of **8m at 2.9 g/t gold** on an interpreted 300m structural corridor
  - Potential to link Sundown and WACA mineralisation trends
- **GP01 Prospect:** Located 350m east of WACA
  - Discovery result included **27m at 1.3 g/t gold and 0.11% copper**
  - Mineralisation remains open down plunge and along strike
- **Tetris greenfield target:** Havieron doppelgänger 35km northeast of Minyari
  - Similar bulls-eye shaped, sized and amplitude coincident magnetic-gravity high target
  - Hosted by interpreted Havieron equivalent stratigraphy under approximately 450m of cover
  - Closest drill hole 15km away
- **Pacman greenfield target:** Nifty copper deposit analogue 30km east of Minyari
  - Gravity ± partially co-incident magnetic high
  - Hosted by interpreted Havieron equivalent stratigraphy under approximately 350m of cover
  - Closest effective drill hole 10km away





# Antipa portfolio exploration optionality

Investor leverage to future exploration success



## SUBSTANTIAL EXPLORATION UPSIDE POTENTIAL

Shareholders access leverage to significant discovery opportunities in the highly prospective Paterson Province with minimised dilution

Shareholders benefit from large group exploration spend leverage

## MAJOR 2023 EXPLORATION SPEND ACROSS HUGE 5,100km<sup>2</sup> PORTFOLIO

<b>PATERSON</b> (100% ANTIPA) 1,550km <sup>2</sup>	
<b>WILKI</b> (100% ANTIPA) 1,470km <sup>2</sup>	
<b>CITADEL JV</b> (33% ANTIPA) 1,200km <sup>2</sup>	
<b>MINYARI DOME</b> (100% ANTIPA) 900km <sup>2</sup>	

# B PATERSON FARM-IN PROJECT (100% ANTIPA)

**LARGE-SCALE** 1,550km<sup>2</sup>  
**LAND HOLDING**

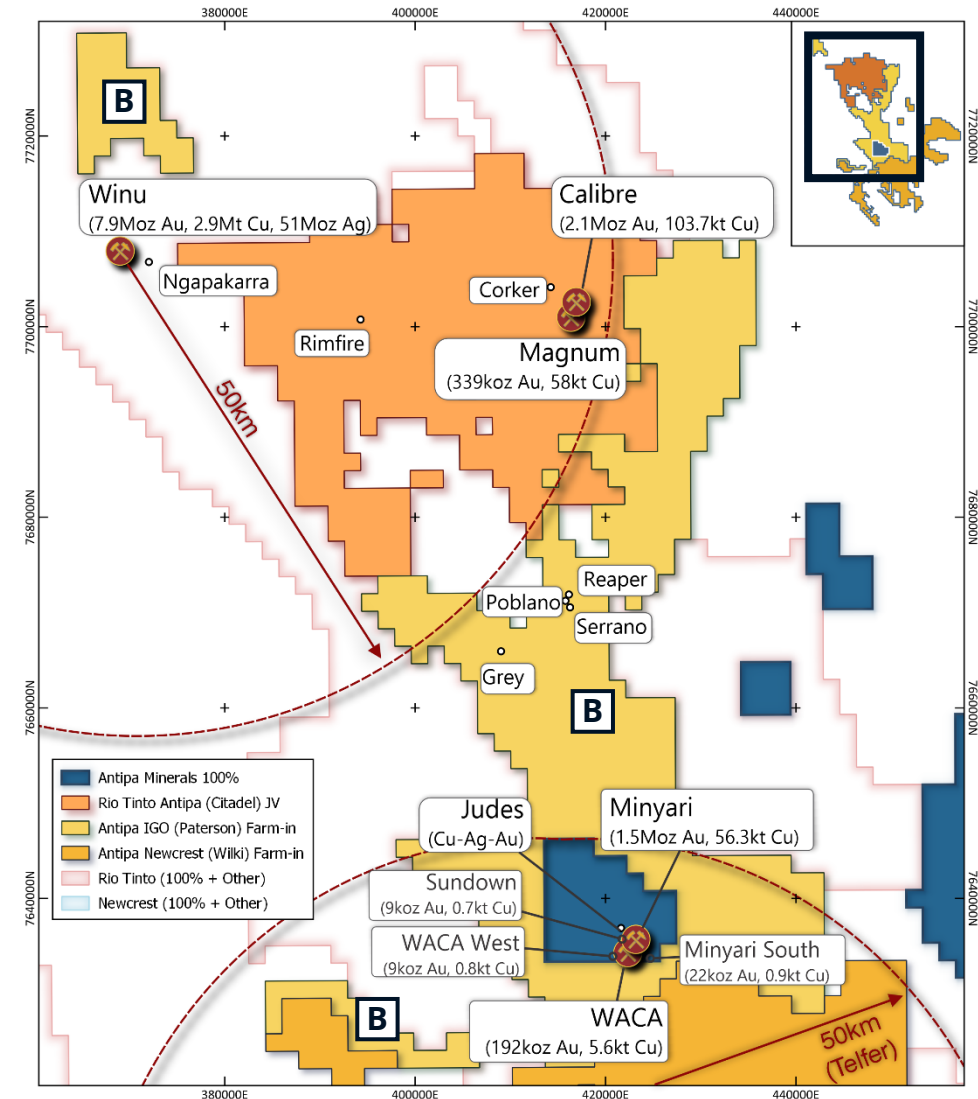
**ATTRACTIVE FARM-IN WITH IGO<sup>1</sup>**

**LOCATED WITHIN 22km OF THE TELFER GOLD-COPPER-SILVER MINE AND 22Mtpa PROCESSING FACILITY**

AGREEMENT TO SPEND A\$30M FOR 70% JV INTEREST WITH A\$6M SPENT BY IGO TO DATE. ANTIPA IS FREE CARRIED TO COMPLETION OF A FEASIBILITY STUDY ON ANY PROPOSED MINING OPERATION WITHIN THE PROJECT AREA

**GOLD-COPPER-SILVER MINERALISATION INTERSECTED**

NIFTY, WINU, TELFER AND HAVIERON ANALOGUE TARGETS  
MULTIPLE EXCITING CO-INCIDENT GRAVITY-MAGNETIC PLUS SOIL TARGETS



1. IGO may earn a 70% interest in the Paterson Project by funding a total of \$30M consisting of A\$4M of exploration by January 2023 (Stage 1 condition satisfied December 2021) and a further A\$26M by January 2027 (Stage 2 to be managed at IGO's option). Upon joint venture formation, IGO shall free-carry Antipa to completion of a Feasibility Study.

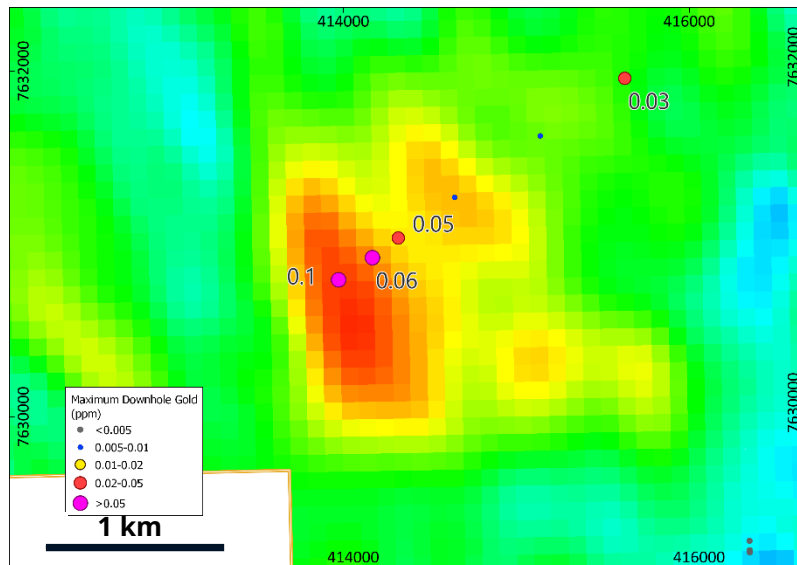
# B PATERSON FARM-IN PROJECT (100% ANTIPA)

Multiple exciting Havieron analogue targets to be drill tested this year

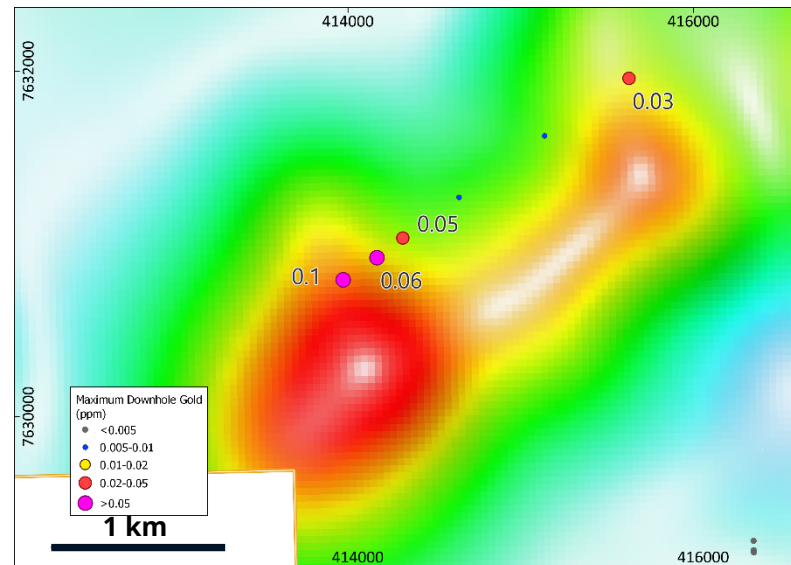
## CO-INCIDENT GRAVITY MAGNETICS IDENTIFY HIGH PRIORITY TARGET

- The Havieron 5.5Moz gold and 222kt copper<sup>1</sup> and Minyari 1.8Moz gold 64kt copper deposits are co-incident magnetic and gravity highs
- **Priority target PP-GRAV02** is just 10km southwest of Minyari and is concealed under less than 25m of cover
- Shallow, broad 200m spaced 1991 Newcrest RAB holes intersected up to 0.1 g/t gold along edge of target

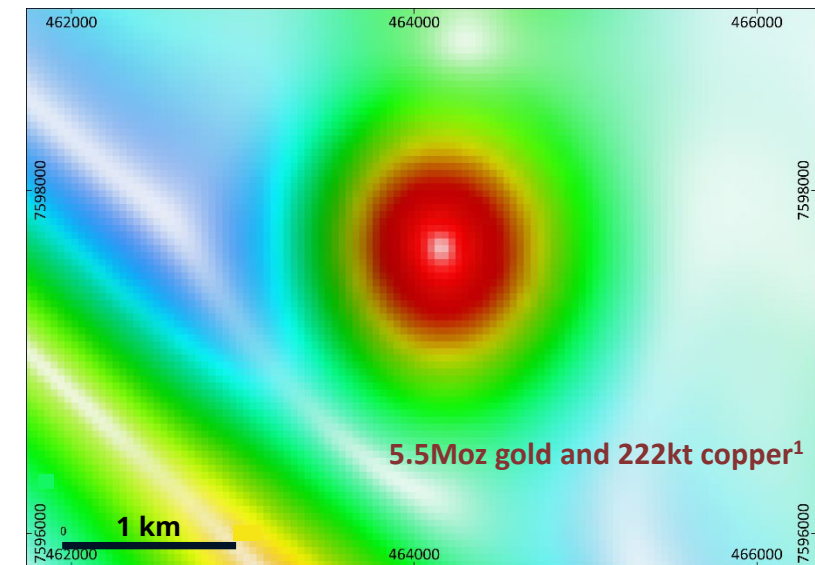
### PP-GRAV02 GRAVITY



### PP-GRAV02 MAGNETICS



### HAVIERON MAGNETICS (SAME SCALE)



1. Refer to slide 29 for Havieron Mineral Resource information.



# C CITADEL JV PROJECT (33% ANTIPA)

**1.1** **MOZ GOLD EQUIVALENT ATTRIBUTABLE RESOURCE<sup>1</sup>**

**STRATEGIC JOINT VENTURE WITH RIO TINTO<sup>2</sup>**  
**1,200 km<sup>2</sup> LAND HOLDING ALL LOCATED WITHIN**  
**50km OF THE WINU COPPER-GOLD-SILVER**  
**DEVELOPMENT PROJECT**

**108 MT MINERAL RESOURCE**

**Au** 2.4 Moz (0.8 Moz attributable) at 0.72 g/t

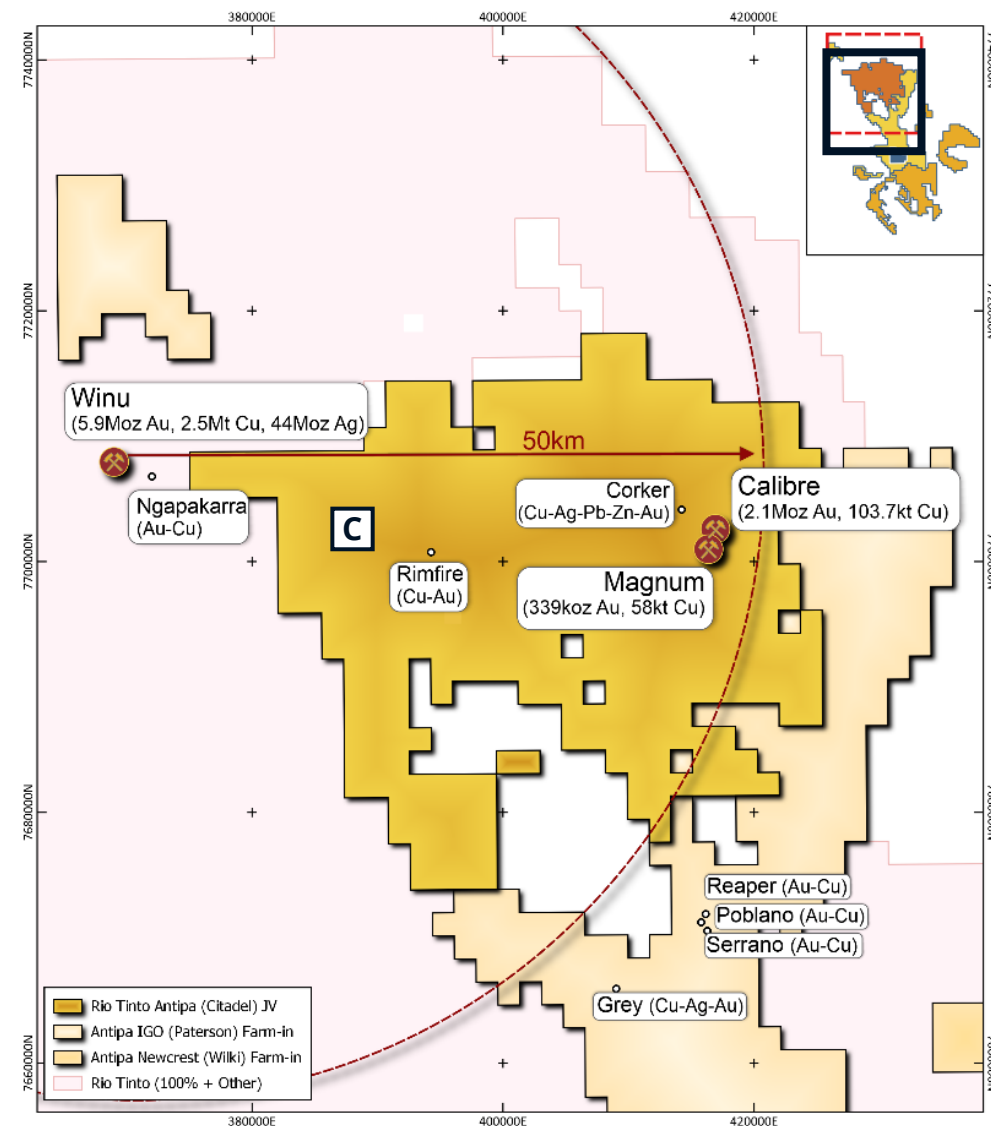
**Cu** 162 kt (52 kt attributable) at 0.15%

**Ag** 1.8 Moz (0.6 Moz attributable) at 0.54 g/t

1. The gold equivalence calculation on this slide provides Antipa's Citadel Project attributable metal value for each metal summed and expressed in equivalent gold grade and ounces using metallurgical recoveries of 100% for all metals. The prices used in this calculation being LME close prices on 3 May 2022, Au US\$1,870/oz, Cu US\$9,510/t, Ag US\$ 23/oz and Co US\$81,220/t. **Gold equivalent Moz** = (((price Au per ounce x attributable ounces of Au) + (price Cu per tonne x attributable tonnes of Cu) + (price Ag per ounce x attributable ounces of Ag) + (price Co per tonne x attributable tonnes of Co)) / price Au per ounce) / 1,000,000. Antipa confirms that it is not aware of any new information or data that materially affects the information included in relevant ASX releases, and that all material assumptions and technical parameters underpinning the Mineral Resource estimates in those releases continue to apply and have not materially changed.

2. Rio Tinto has earned a 65% interest in the Joint Venture by sole funding A\$25M in exploration on the Citadel Project tenements.

Antipa elected to utilise the dilute-down provisions in the Citadel JV agreement to fund its share of the CY2022 exploration programme, resulting in its JV interest being reduced from 35% to approximately 33%.



# D WILKI FARM-IN PROJECT (100% ANTIPA)

**SUBSTANTIAL** 1,470km<sup>2</sup> LAND HOLDING

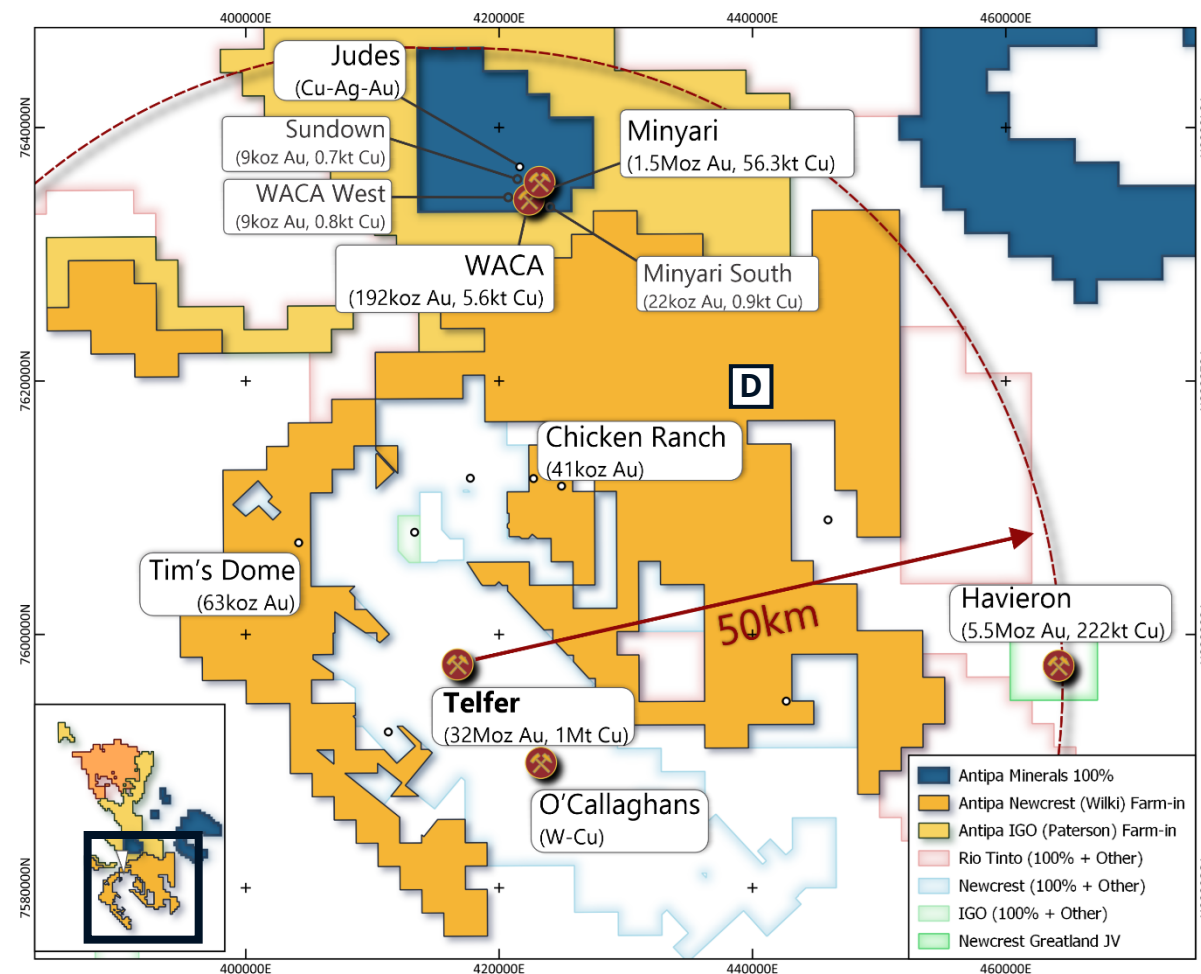
**ATTRACTIVE FARM-IN WITH NEWCREST MINING<sup>1</sup>**

**LOCATED WITHIN 3km OF THE TELFER GOLD-COPPER-SILVER MINE AND 22Mtpa PROCESSING FACILITY**

AGREEMENT TO SPEND A\$60M FOR 75% JV INTEREST WITH A\$9M SPENT BY NEWCREST TO DATE

**2.4 MT MINERAL RESOURCE**

**Au** 103.5 koz at 1.3 g/t



<sup>1</sup>. Newcrest may earn a 51% interest in the Wilki Project by funding A\$16M of exploration by March 2025 (consisting of A\$6M of exploration before March 2022 to be managed by Antipa, initial condition satisfied December 2021, and a further A\$10M of exploration before March 2025 to be managed at NCM's option - currently managed by Antipa) and up to 75% by sole funding a further A\$44M before March 2028 (to be managed at NCM's option).




# MINYARI DOME PROJECT MILESTONES

Upcoming aggressive exploration activity

	CY2022		CY2023				CY2024
	Q3	Q4	Q1	Q2	Q3	Q4	Q1
SCOPING STUDY	✓						
2022 EXPLORATION PROGRAMME: <i>Phases 1 and 2</i>	◆	◆	◆				
NEW TARGET FINALISATION			◆	◆			
2023 EXPLORATION DRILL PROGRAMME				◆	◆	◆	
TARGETED UPDATED MINERAL RESOURCE ESTIMATES						◆	◆
PRE-FEASIBILITY STUDY: <i>Scheduled to restart March 2024</i>			◆	◆			◆◆

# COMPLEMENTARY MAJOR GROWTH PROJECTS

Multiple exploration activities across the Paterson Province

CY2023					CY2024
	Q1	Q2	Q3	Q4	Q1
<b>B</b>	<b>PATERSON IGO FARM-IN<sup>1</sup>:</b>				
	Drilling (diamond, reverse circulation ± air core) ± geophysical survey				
					
<b>C</b>	<b>CITADEL RIO (67%) JV<sup>2,3</sup>:</b>				
	Drilling (reverse circulation) ± geophysical survey				
					
<b>D</b>	<b>WILKI NEWCREST FARM-IN<sup>1</sup>:</b>				
	Drilling (reverse circulation ± air core), soil sampling and airborne gravity survey				
					

Exploration programmes are subject to any changes which may be made consequent upon results, field conditions and ongoing review.

1. Fully funded by respective farm-in partners, IGO and Newcrest.

2. Fully funded by JV partner, Rio Tinto.

3. Antipa elected to utilise the Citadel JV agreement dilute-down provisions to fund its share of the CY2022 exploration programme, resulting in its JV interest being reduced from 35% to ~ 33% and Rio's JV interest increasing from 65% to ~ 67%.

# EMERGING AS A SIGNIFICANT GOLD AND COPPER BUSINESS

## Key investment highlights

### OUTSTANDING LOCATION

PROXIMAL TO THE TELFER MINE  
AND HAVIERON AND WINU  
DEVELOPMENT PROJECTS

- Paterson region has been historically underexplored
- Prospective frontier for the discovery of multi-cycle, tier-one gold-copper deposits
- In the last 7 years >18Moz of gold and >4Mt of copper discovered
- Western Australia is a low-risk, mining-friendly jurisdiction

### RESOURCE GROWTH POTENTIAL

ONGOING EXPLORATION  
WITH FUTURE EXPANSION  
UPSIDE

- Existing 2.6 Moz attributable group gold Mineral Resource<sup>1</sup>
- Aggressively expanded CY2023 drilling programme at Minyari Dome Project (100% Antipa)
- Additional, substantial exploration leverage across the JV / farm-in portfolio through CY2023
- Current and future value pathways for shareholders

### STRATEGIC PARTNERSHIPS

HIGH QUALITY SUPPORTIVE  
PARTNERS

- Strategic JV and farm-in agreements with Rio Tinto, Newcrest and IGO
- Combined historical partner contribution of +A\$56M of exploration spend
- Cumulative potential free-carry exploration spend of up to A\$115M
- Strong major discovery objectives and actions

1. Refer to Antipa Minerals ASX releases dated 23 February 2015, "Calibre and Magnum Mineral Resources JORC 2012 Updates", 17 May 2021, "Calibre Gold resource Increase 62% to 2.1 Million Ounces", and 2 May 2022, "Minyari Dome Project Gold Resource Increases 250% to 1.8Moz". Antipa Minerals confirms that it is not aware of any new information or data that materially affects the information included in those releases. All material assumptions and technical parameters underpinning those releases continues to apply and has not materially changed.



# CONTACT DETAILS

## MANAGING DIRECTOR

Mr Roger Mason

E: [roger.mason@antipaminerals.com.au](mailto:roger.mason@antipaminerals.com.au)

## EXECUTIVE DIRECTOR

Mr Mark Rodda

E: [mark.rodde@antipaminerals.com.au](mailto:mark.rodde@antipaminerals.com.au)

## CORPORATE OFFICE

Level 2, 16 Ord Street  
West Perth WA 6005  
Australia

PO Box 795  
West Perth WA 6872

T: +61 8 9481 1103  
E: [admin@antipaminerals.com.au](mailto:admin@antipaminerals.com.au)

## MEDIA RELATIONS

Mr Michael Vaughan  
Fivemark Partners  
E: [michael.vaughan@fivemark.com.au](mailto:michael.vaughan@fivemark.com.au)  
T : +61 422 602 720

**ANTIPAMINERALS.COM.AU**





ANTIPAMINERALS



## APPENDIX



# MINERAL RESOURCE

## Minyari Dome

### Minyari Dome Project (100%)<sup>1</sup>

Deposit	Aueq cut-off	Category	Tonnes (Mt)	Au grade (g/t)	Cu grade (%)	Ag grade (g/t)	Co (%)	Au (oz)	Cu (t)	Ag (oz)	Co (t)
Minyari	0.5 Aueq	Indicated	15.00	1.17	0.19	0.54	0.04	567,000	27,800	259,600	5,930
Minyari	0.5 Aueq	Inferred	2.70	1.12	0.12	0.31	0.02	96,000	3,300	26,300	640
Minyari	1.5 Aueq	Indicated	4.40	2.30	0.26	0.83	0.03	328,000	11,400	118,400	1,450
Minyari	1.5 Aueq	Inferred	6.20	2.61	0.22	0.66	0.03	523,000	13,800	132,700	1,590
<b>Total Minyari</b>			<b>28.30</b>	<b>1.66</b>	<b>0.20</b>	<b>0.59</b>	<b>0.03</b>	<b>1,514,000</b>	<b>56,300</b>	<b>537,000</b>	<b>9,610</b>
WACA	0.5 Aueq	Indicated	1.69	0.97	0.11	0.17	0.02	52,000	1,900	9,400	310
WACA	0.5 Aueq	Inferred	1.54	1.02	0.12	0.18	0.02	51,000	1,800	9,100	300
WACA	1.5 Aueq	Inferred	1.63	1.69	0.11	0.17	0.03	89,000	1,900	9,000	560
<b>Total WACA</b>			<b>4.86</b>	<b>1.23</b>	<b>0.11</b>	<b>0.18</b>	<b>0.02</b>	<b>192,000</b>	<b>5,600</b>	<b>27,500</b>	<b>1,170</b>
Minyari South	0.5 Aueq	Inferred	0.15	4.51	0.56	1.04	0.05	22,000	900	5,100	80
<b>Total Minyari South</b>			<b>0.15</b>	<b>4.51</b>	<b>0.56</b>	<b>1.04</b>	<b>0.05</b>	<b>22,000</b>	<b>900</b>	<b>5,100</b>	<b>80</b>
Sundown	0.5 Aueq	Inferred	0.20	1.38	0.36	0.72	0.03	9,000	700	4,700	60
<b>Total Sundown</b>			<b>0.20</b>	<b>1.38</b>	<b>0.36</b>	<b>0.72</b>	<b>0.03</b>	<b>9,000</b>	<b>700</b>	<b>4,700</b>	<b>60</b>
WACA West	0.5 Aueq	Inferred	0.39	0.73	0.17	0.81	0.03	9,000	700	10,200	120
WACA West	1.5 Aueq	Inferred	0.01	0.86	0.50	0.05	0.01	304	55	17	1
<b>Total WACA West</b>			<b>0.40</b>	<b>0.73</b>	<b>0.18</b>	<b>0.79</b>	<b>0.03</b>	<b>9,304</b>	<b>755</b>	<b>10,217</b>	<b>121</b>
<b>Total Minyari Dome Project</b>			<b>33.92</b>	<b>1.60</b>	<b>0.19</b>	<b>0.54</b>	<b>0.03</b>	<b>1,746,304</b>	<b>64,255</b>	<b>584,517</b>	<b>11,041</b>

1. For full details of the 100% owned Minyari Dome Project Mineral Resources Estimate, please refer to ASX announcement dated 2 May 2022, "Minyari Dome Project Gold Resource Increases 250% to 1.8Moz".



# MINERAL RESOURCE

## Advanced exploration optionality

### Citadel Project (Antipa 33%<sup>1</sup> and Rio Tinto 67%<sup>1</sup> JV)

Deposit	Aueq cut-off	Category	Tonnes (Mt)	Au equiv. (g/t) <sup>2</sup>	Au grade (g/t)	Cu grade (%)	Ag grade (g/t)	Au equiv. (Moz) <sup>2</sup>	Au (Moz)	Cu (t)	Ag (Moz)
Calibre	0.5 Aueq	Inferred	92	0.92	0.72	0.11	0.46	2.7	2.10	104,000	1.3
Magnum	0.5 Aueq	Inferred	16	-	0.70	0.37	1.00	-	0.34	58,000	0.5
<b>Total Citadel Project (100% basis)</b>			<b>108</b>	<b>-</b>	<b>0.72</b>	<b>0.15</b>	<b>0.54</b>	<b>2.7</b>	<b>2.44</b>	<b>162,000</b>	<b>1.8</b>

### Wilki Project (100%)

Deposit	Au cut-off	Category	Tonnes (Mt)	Au grade (g/t)	Cu grade (%)	Ag grade (g/t)	Co (ppm)	Au (oz)	Cu (t)	Ag (oz)	Co (t)
Chicken Ranch	0.5 Au	Inferred	0.8	1.6				40,300			
Tims Dome	0.5 Au	Inferred	1.8	1.1				63,200			
<b>Total Wilki Project</b>			<b>2.4</b>	<b>1.3</b>				<b>103,500</b>			

#### Competent Persons Statement – Exploration Results

The information in this document that relates to Exploration Results is based on and fairly represents information and supporting documentation compiled by Mr Roger Mason, a Competent Person who is a Member of The Australasian Institute of Mining and Metallurgy. Mr Mason is a full-time employee of the Company. Mr Mason is the Managing Director of Antipa Minerals Limited, is a substantial shareholder of the Company and is an option holder of the Company. Mr Mason has sufficient experience relevant to the style of mineralisation and type of deposit under consideration and to the activity being undertaking to qualify as a Competent Person as defined in the 2012 Edition of the 'Australasian Code for Reporting of Exploration Results, Mineral Resources and Ore Reserves'. The Company confirms that the form and context in which the Competent Person's findings are presented have not been materially modified from the original market announcements, all of which are available to view on [www.antipaminerals.com.au](http://www.antipaminerals.com.au) and [www.asx.com.au](http://www.asx.com.au). Mr Mason, whose details are set out above, was the Competent Person in respect of the Exploration Results in these original market announcements.

#### Competent Persons Statement – Mineral Resource Estimations for the Minyari Dome Project Deposits, Calibre Deposit, Magnum Deposit and Chicken Ranch Area Deposits and Tim's Dome Deposit

The information in this document that relates to the estimation and reporting of the Minyari Dome Project deposits Mineral Resources is extracted from the report entitled "Minyari Dome Project Gold Resource Increases 250% to 1.8 Moz" created on 2 May 2022 with Competent Persons Ian Glacken, Jane Levett, Susan Havlin and Victoria Lawns, the Tim's Dome and Chicken Ranch deposits Mineral Resources is extracted from the report entitled "Chicken Ranch and Tims Dome Maiden Mineral Resources" created on 13 May 2019 with Competent Person Shaun Searle, the Calibre deposit Mineral Resource information is extracted from the report entitled "Calibre Gold Resource Increases 62% to 2.1 Million Ounces" created on 17 May 2021 with Competent Person Ian Glacken, and the Magnum deposit Mineral Resource information is extracted from the report entitled "Calibre and Magnum Deposit Mineral Resource JORC 2012 Updates" created on 23 February 2015 with Competent Person Patrick Adams, all of which are available to view on [www.antipaminerals.com.au](http://www.antipaminerals.com.au) and [www.asx.com.au](http://www.asx.com.au). The Company confirms that it is not aware of any new information or data that materially affects the information included in the original market announcements and that all material assumptions and technical parameters underpinning the estimates in the relevant original market announcements continue to apply and have not materially changed. The Company confirms that the form and context in which the Competent Person's findings are presented have not been materially modified from the original market announcements.

#### Scoping Study Information:

The information in this document that relates directly to the 2022 Minyari Dome Project Scoping Study report was compiled by Mr. Roger Mason, a Competent Person who is a Member of The Australasian Institute of Mining and Metallurgy. Mr. Mason is employed as Managing Director of Antipa Minerals and has sufficient experience in the development of gold projects from the studies phase to the operational phase and consents to the inclusion in the report of the matters based on his information in the form and context in which it appears.

1. Antipa elected to utilise the Citadel JV agreement dilute-down provisions to fund its share of the CY2022 exploration programme, resulting in its JV interest being reduced from 35% to ≈ 33% and Rio's JV interest increasing from 65% to ≈ 67%.

2. Refer to gold equivalent (Aueq or Au equiv.) calculation parameters on the following slide.

# MINERAL RESOURCE

## Gold Equivalent Calculations

### Gold Metal Equivalent Information – Minyari Dome Project Mineral Resource Gold Equivalent reporting cut-off grade:

The 0.5 g/t and 1.5 g/t Aueq cut-off grades assume open pit and underground mining, respectively.

A gold equivalent grade (**Aueq**) has been calculated from individual gold, copper, silver and cobalt grades. This equivalent grade has been calculated and declared in accordance with Clause 50 of the JORC Code (2012), using the following parameters:

- The metal prices used for the calculation are as follows:
  - US\$ 1,944 per oz gold
  - US\$ 4.74 per lb copper
  - US\$ 25.19 per oz silver
  - US\$ 77,380 per tonne cobalt
- An exchange rate (A\$:US\$) of 0.7301 was assumed
- Metallurgical recoveries for by-product metals, based upon Antipa test-work in 2017 and 2018, are as follows:
  - Copper = 85.0%, Silver = 85%, Cobalt = 68%
- The gold equivalent formula, based upon the above commodity prices, exchange rate and recoveries, is thus:
  - **Aueq** = (Au g/t) + (Ag g/t \* 0.011) + (Cu % \* 1.42) + (Co % \* 8.42)

### Gold Metal Equivalent Information - Calibre Mineral Resource Gold Equivalent reporting cut-off grade and Gold Equivalent grade:

A gold equivalent grade (**Aueq**) has been calculated from individual gold, copper and silver grades. This equivalent grade has been calculated and declared in accordance with Paragraph 50 of the JORC Code, using the following parameters:

- The metal prices used for the calculation are as follows:
  - US\$ 1,874 /oz gold
  - US\$ 4.50 /lb copper
  - US\$ 25.25 /oz silver
- An exchange rate (A\$:US\$) of 0.722 was assumed.
- Metallurgical recoveries, based upon Antipa test-work in 2014, are as follows:
  - Gold = 84.5%, Copper = 90.0%, Silver = 85.4%
- A factor of 105% (as with the previous estimate) has been applied to the recoveries for gold, copper and silver to accommodate further optimisation of metallurgical performance. Antipa believes that this is appropriate, given the preliminary status of the recovery test-work.
- Tungsten has not been estimated and does not contribute to the equivalent formula.
- The gold equivalent formula, based upon the above commodity prices, exchange rate, recoveries, and using individual metal grades provided by the Citadel Project Mineral Resource Estimate table, is thus:
  - **Aueq** = Au (g/t) + (1.75\*Cu%) + (0.014\*Ag g/t)

### Gold Metal Equivalent Information - Magnum Mineral Resource Gold Equivalent reporting cut-off grade:

A gold equivalent grade (**Aueq**) has been calculated from individual gold, copper, silver and tungsten grades. This equivalent grade has been calculated and declared in accordance with Paragraph 50 of the JORC Code, using the following parameters:

- The metal prices used for the calculation are as follows:
  - US\$ 1,227 /oz gold
  - US\$ 2.62 /lb copper
  - US\$ 16.97 /oz silver
  - US\$ 28,000 /t WO<sub>3</sub> concentrate
- An exchange rate (A\$:US\$) of 0.778 was assumed.
- Metallurgical recoveries, based upon Antipa test-work in 2014, are as follows:
  - Gold = 84.5%, Copper = 90.0%, Silver = 85.4% and W = 50.0%
- A factor of 105% (as with the previous estimate) has been applied to the recoveries for gold, copper and silver to accommodate further optimisation of metallurgical performance. Antipa believes that this is appropriate, given the preliminary status of the recovery test-work.
- Note that the tungsten recovery of 50% is considered indicative at this preliminary stage based on the initial metallurgical findings.
- Conversion of W% to WO<sub>3</sub>% grade requires division of W% by 0.804.
- The gold equivalent formula, based upon the above commodity prices, exchange rate, and recoveries, is thus:
  - **Aueq** = (Au (g/t) x 0.845) + ((%Cu x (74.32/50.69) x 0.90)) + ((Ag (g/t) x (0.70/50.69) x 0.854)) + ((%W/0.804 x (359.80/50.69) x 0.50))

It is the Company's opinion that all the metals included in the metal equivalents calculations above have a reasonable potential to be recovered and sold.



# JV AND FARM-IN PROJECT SUMMARY

## CITADEL JOINT VENTURE – ANTIPA 33%<sup>1</sup> : RIO TINTO 67%<sup>1</sup> (RIO EARNT 65% BY SOLE FUNDING A\$25M)

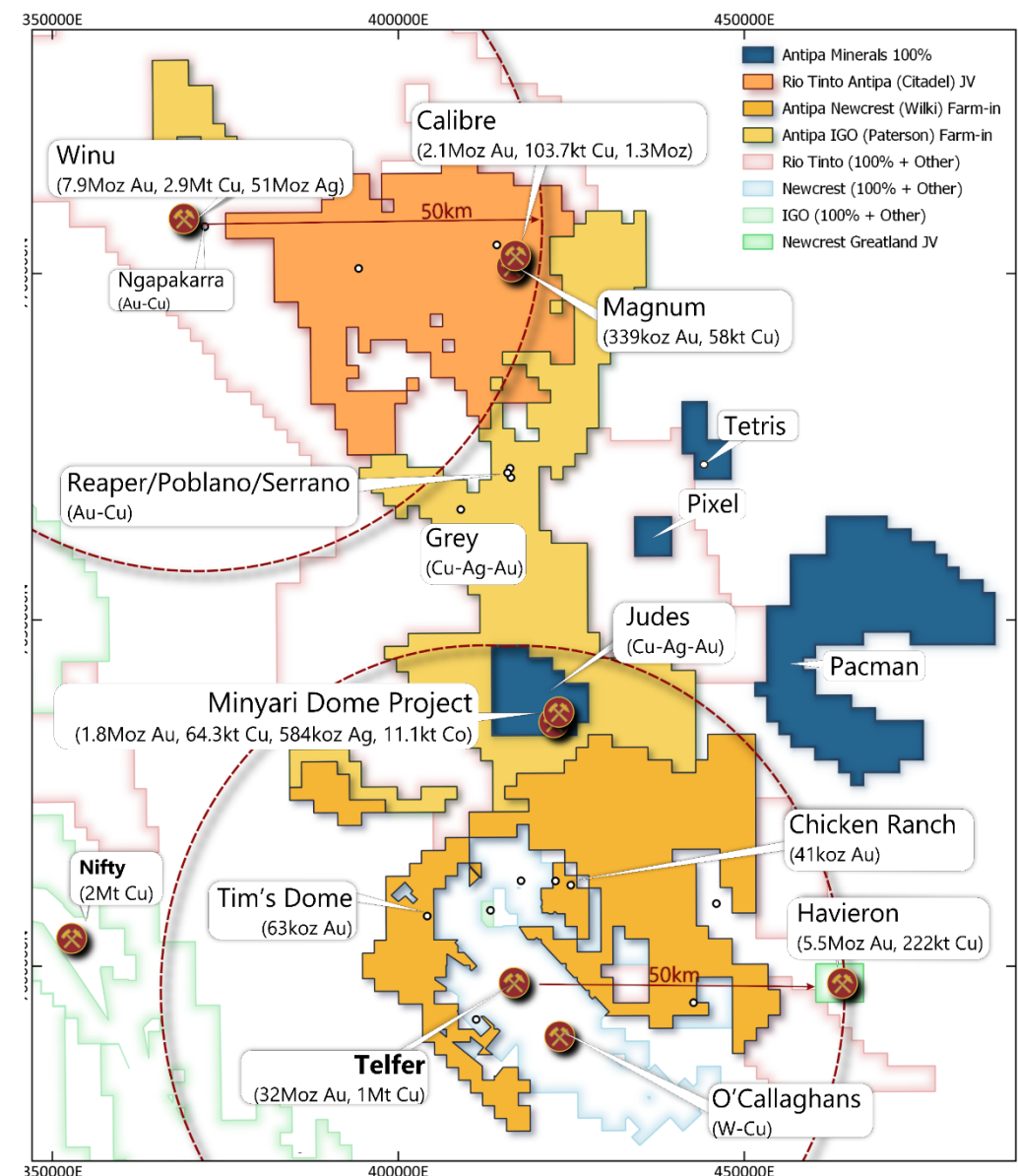
- ~1,200km<sup>2</sup> Citadel JV Project just 4km from Rio Tinto's Winu copper-gold-silver development project
- Existing Mineral Resource 2.4Moz gold at 0.72 g/t, 162kt copper at 0.15% and 1.8Moz silver at 0.54 g/t
- Currently operated by Antipa
- Antipa utilising the dilute-down provision in JV agreement – Rio Tinto sole funding CY2022 and CY2023 programmes

## WILKI PROJECT - A\$60M NEWCREST FARM-IN FOR UP TO 75% INTEREST (CURRENTLY AZY 100% : NCM 0%)

- ~1,470km<sup>2</sup> Antipa / Newcrest Farm-in Project (agreed 28 February 2020) comes to within 3km of Newcrest's Telfer gold-copper-silver mine and 22Mtpa plant and 9km of the Havieron gold-copper development project
- Initial A\$6M minimum exploration programme within 2 years managed by Antipa (achieved December 2021)
- Newcrest may earn a 51% interest in the Wilki Project by spending a further A\$10M within 5 years of commencement (i.e. 28 February 2025), to be managed at Newcrest's option
- Newcrest may earn up to 75% by sole funding a further A\$44M within 8 years of commencement (Total expenditure of A\$60M within 8 years of commencement of the Farm-in, i.e. by 28 February 2028)
- Managed and operated by Newcrest from July 2022
- Newcrest holds 9.9% interest in Antipa

## PATERSON PROJECT - A\$30M IGO FARM-IN FOR UP TO 70% INTEREST (CURRENTLY AZY 100% : IGO 0%)

- ~1,550km<sup>2</sup> Antipa / IGO Farm-in Project (agreed 9 July 2020) comes within 23km of Telfer and 8km of Rio's Winu copper-gold-silver development project
- Initial A\$4M minimum exploration programme within 2.5 years managed by Antipa completed ahead of schedule in December 2021
- IGO may earn a 70% interest in the Paterson Project by spending a further A\$26M within 6.5 years of commencement, to be managed at IGO's option (Total expenditure of A\$30M within 6.5 years of commencement of the Farm-in, i.e. by January 2027)
- Upon joint venture formation, IGO shall free-carry Antipa to completion of a Feasibility Study
- Managed and operated by IGO from March 2022
- IGO holds 4.1% interest in Antipa



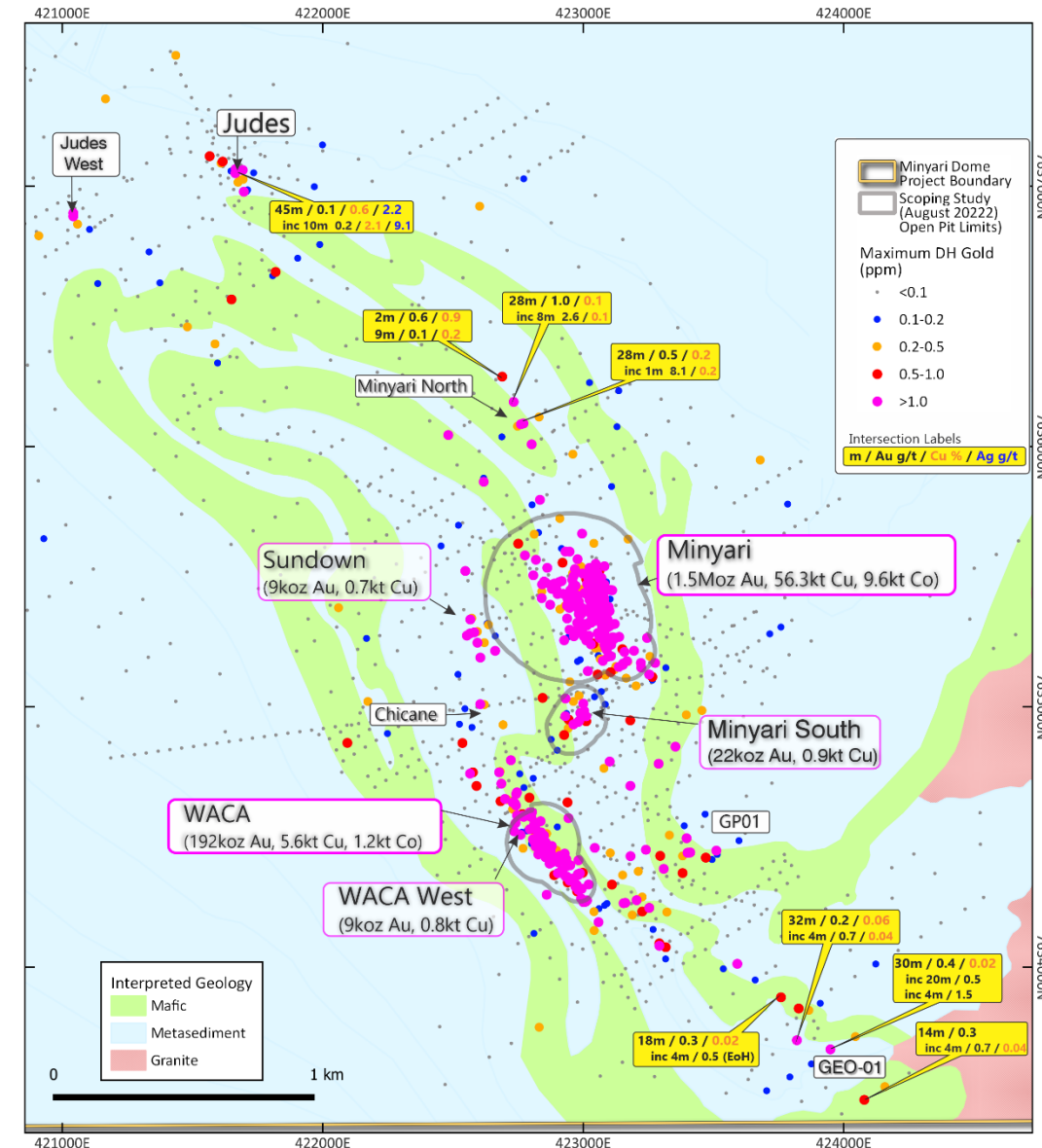
1. Antipa elected to utilise the dilute-down provisions in the Citadel JV agreement to fund its share of the CY2022 exploration programme, resulting in its JV interest being reduced from 35% to approximately 33% and Rio's JV interest increasing to 67%.

# MINYARI DOME PROJECT (100% ANTIPA)

## Multiple growth opportunities

### MAIDEN MINERAL RESOURCE OPPORTUNITIES

- Highly prospective underexplored 4.4km Au-Cu trend from the GEO-01 prospect to the Judes deposit
- Multiple near surface, open pit amenable targets:
- GEO-01**  
Thick zones of encouraging alteration, veining and variable gold-copper mineralisation intersected last year under very shallow cover, results included 20m at 0.5 g/t gold within Minyari deposit scale air core anomaly
- Minyari North**  
300m long coincident geophysical anomaly 500m north of Minyari with Minyari-style alteration and northwest plunging mineralisation including 28m at 1.0 g/t gold and 0.10% copper which remains open in several directions
- Minyari Down Plunge Fault Offset Target**  
Minyari mineralisation open down plunge interpreted fault offset to shallower depth untested +500m long target with co-incident IP chargeability anomaly
- Chicane**  
Coincident geophysical anomaly 450m southwest of Minyari with 2022 discovery drill result of 8m at 2.9 g/t gold on an interpreted 300m long structural “jog” corridor linking Sundown and WACA mineralisation trends
- GP01**  
results included 27m at 1.3 g/t gold and 0.1% copper 350m east of WACA with mineralisation remaining open down plunge ± along strike
- WACA East**  
Discovery results included 9m at 1.0 g/t gold and 0.1% copper 150m east of WACA with mineralisation remaining open along strike and down dip
- Judes**  
Copper-silver±gold prospect 1.8km northwest of Minyari with intersections including 10m at 2.1% copper, 9.1 g/t silver and 0.2 g/t gold

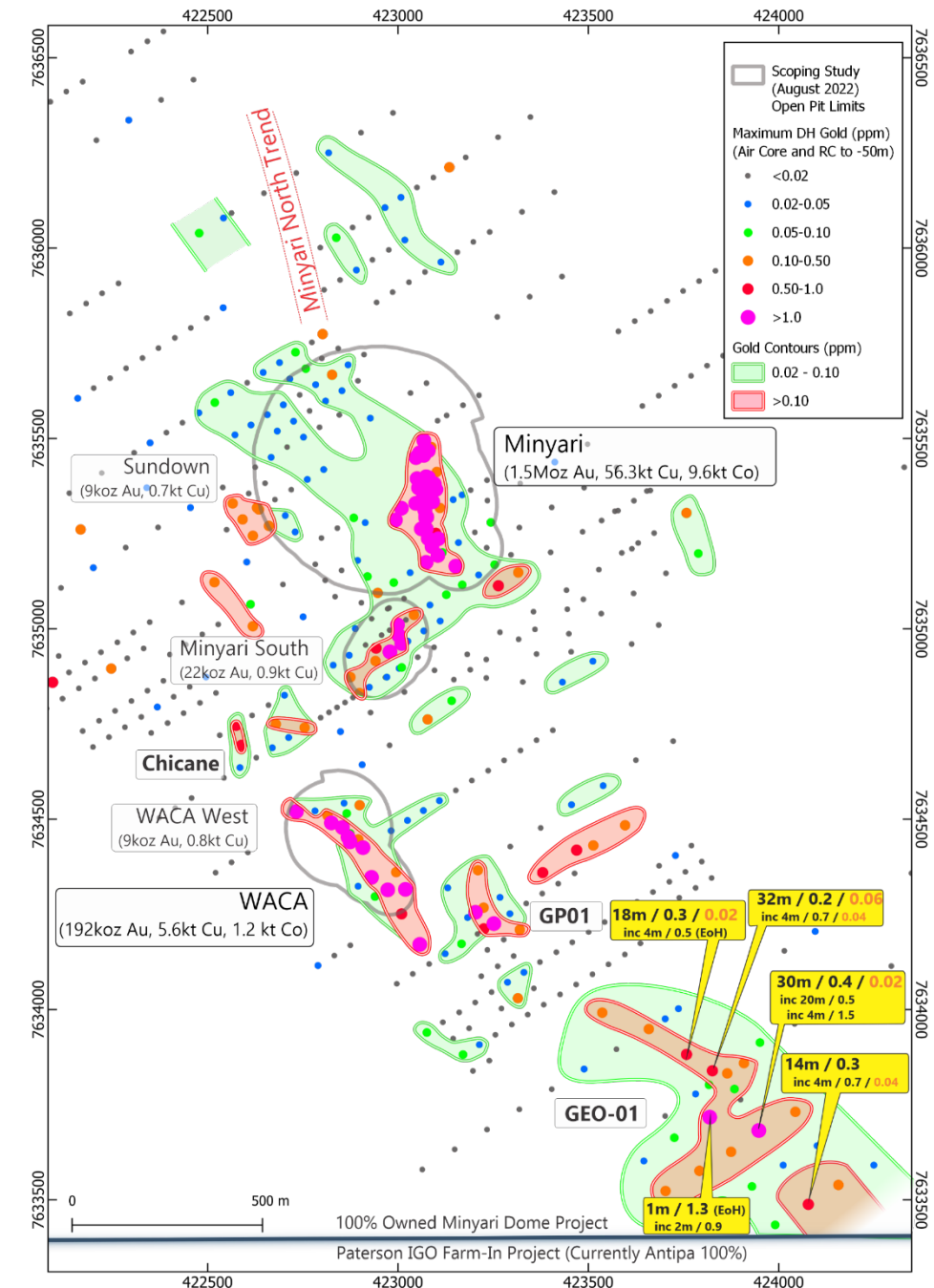


# MINYARI DOME PROJECT (100% ANTIPA)

## GEO-01 maiden Mineral Resource opportunity

### LARGE SCALE GEO-01 PROSPECT DEFINED BY 2022 AIR CORE DRILLING

- Broad 100m spaced Air Core holes intersected thick zones of alteration, veining and gold-copper mineralisation over **very large 3km<sup>2</sup> footprint**
- Intersections included 30m at 0.4 g/t gold from 6.0m down hole including 20m at 0.5 g/t gold and **4m at 1.5 g/t gold**
- Located just 1.2 km southeast of Minyari deposit under 4 to 16m of sand cover
- Air Core anomaly similar size and amplitude to our flagship Minyari deposit
- Anomaly remains open to the south toward our Paterson IGO Farm-in Project (Antipa 100%)
- No historical RC or diamond core drilling in the area
- Targeting a significant near surface, open pit amenable, maiden Resource

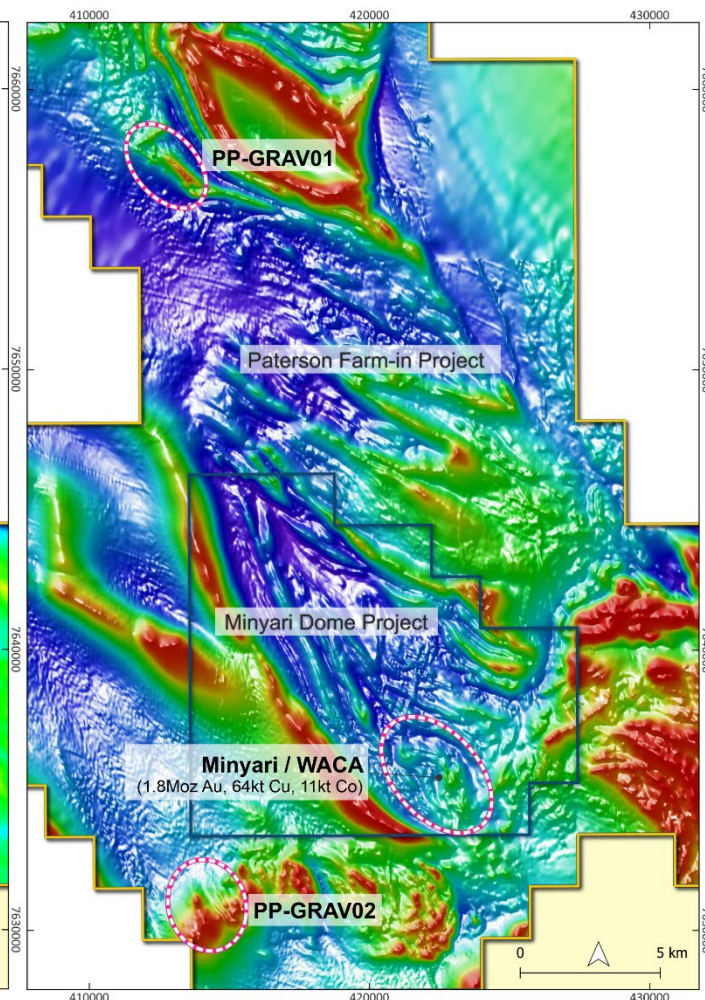
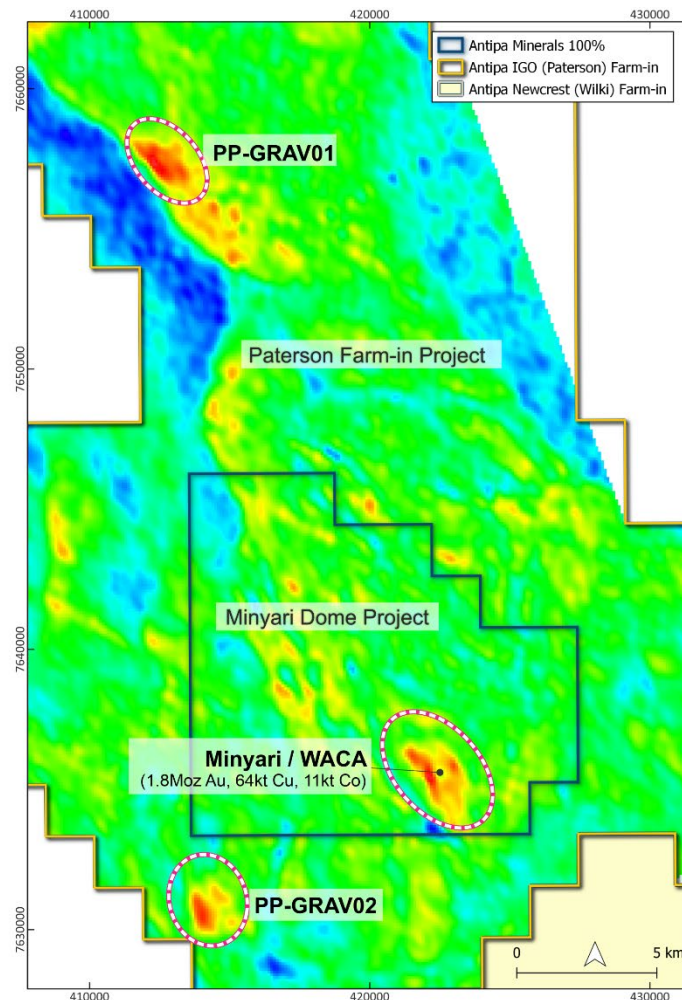




# PATERSON IGO FARM-IN PROJECT (100% ANTIPA)

High priority co-incident gravity and magnetic targets

- Havieron 5.5Moz gold and 222kt copper<sup>1</sup> and Minyari 1.8Moz gold 64kt copper deposits are both co-incident magnetic and gravity highs
- PP-GRAV02 located 10km southwest of Minyari - Line of shallow, broad 200m spaced 1991 Newcrest RAB holes intersected up to 0.1 g/t gold along the edge of the target
- PP-GRAV01 located 20km north of Minyari - no previous drilling in the area



<sup>1</sup>Refer to slide 29 for Havieron Mineral Resource information.



# CITADEL RIO TINTO JOINT VENTURE PROJECT (33%<sup>1</sup> ANTIPA)

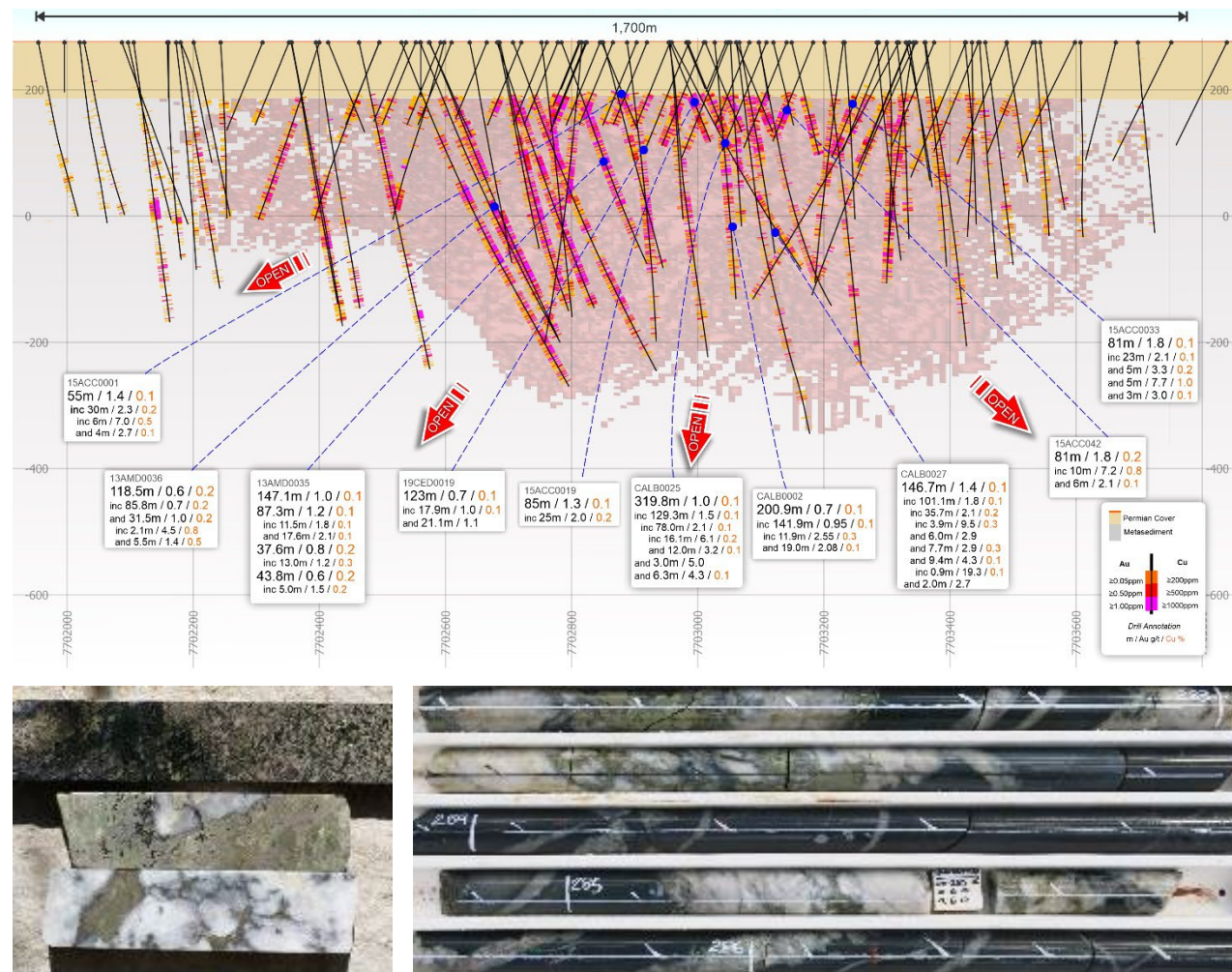
Geology and scale suggests substantial growth and development potential

## CALIBRE DEPOSIT (SHOWN RIGHT)

- Inferred Mineral Resource 92Mt at 0.72 g/t gold, 0.11% copper and 0.46 g/t silver for 2.1Moz gold, 104kt copper and 1.3Moz silver
- 1.7km long, up to 480m thick and extends 500m down dip - open in most directions
- Only 80 metres of cover
- Just 45km from Winu

## MAGNUM DEPOSIT

- Just 1km from Calibre
- Inferred Mineral Resource 16.1Mt at 0.66 g/t gold, 0.36% copper and 0.99 g/t silver for 339koz gold, 58kt copper and 511koz silver
- 2km long, up to 600m thick and extends 600m down dip - open in most directions
- Only 80 metres of cover



1. Antipa elected to utilise the dilute-down provisions in the Citadel JV agreement to fund its share of the CY2022 exploration programme, resulting in its JV interest being reduced from 35% to approximately 33%.



# SHALLOW DEPTH OF YOUNGER COVER

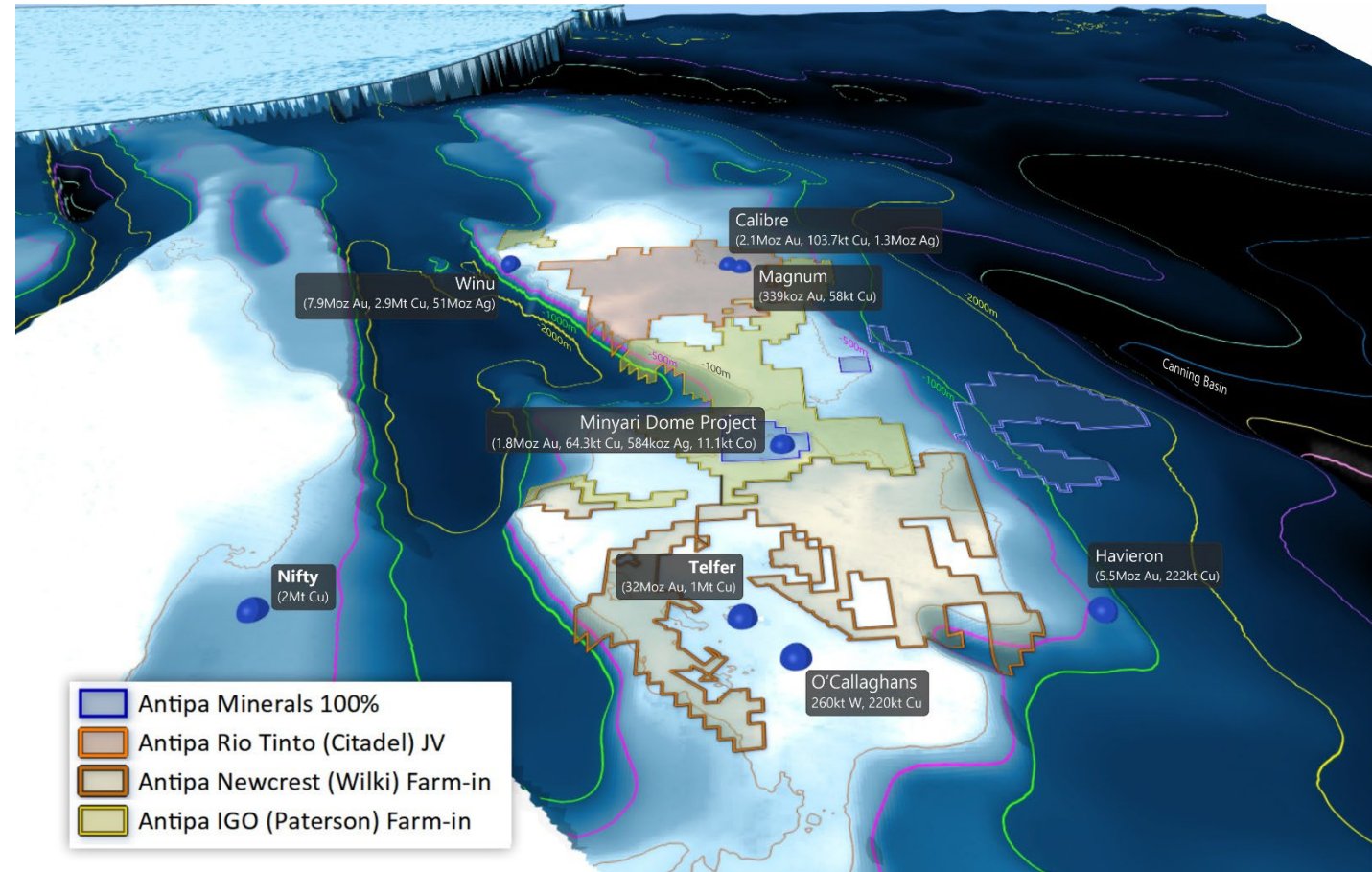
First mover exploration and development advantage

## APPROXIMATELY 50%

of Antipa tenements are under less than 20 metres of cover

## APPROXIMATELY 80%

of Antipa tenements are under less than 80 metres of cover

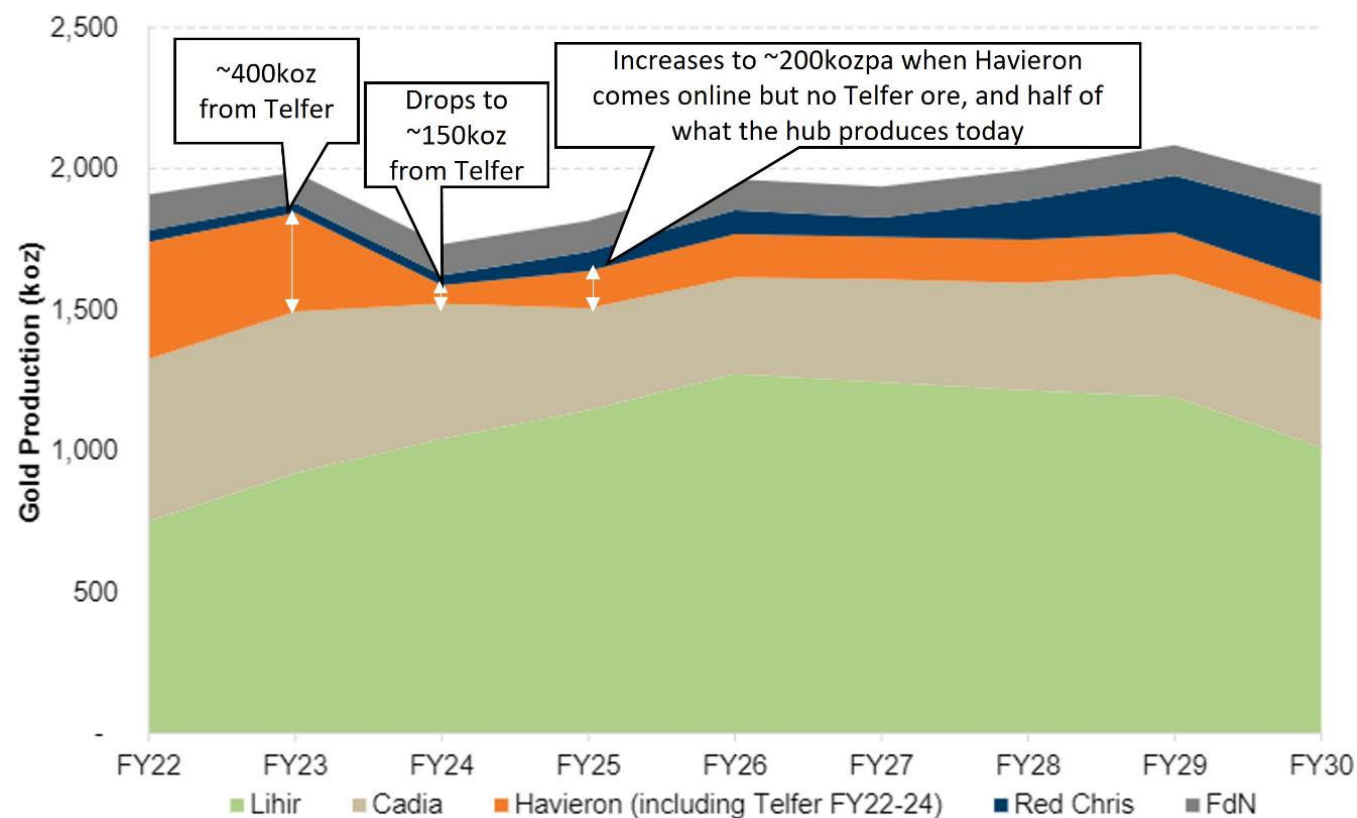


# TELFER GOLD – COPPER – SILVER OPERATION

## Gold production gap

- Newcrest Mining Ltd's (NCM) group production profile
- Focus on the orange area (i.e. Telfer+Havieron)<sup>1</sup>
- Note NCM's diminishing production from the Telfer hub (35km from Minyari) from FY24<sup>1</sup> onwards which has recently been pushed-out until early FY25<sup>2</sup>

## INDICATIVE BASE CASE GOLD PRODUCTION PROFILE



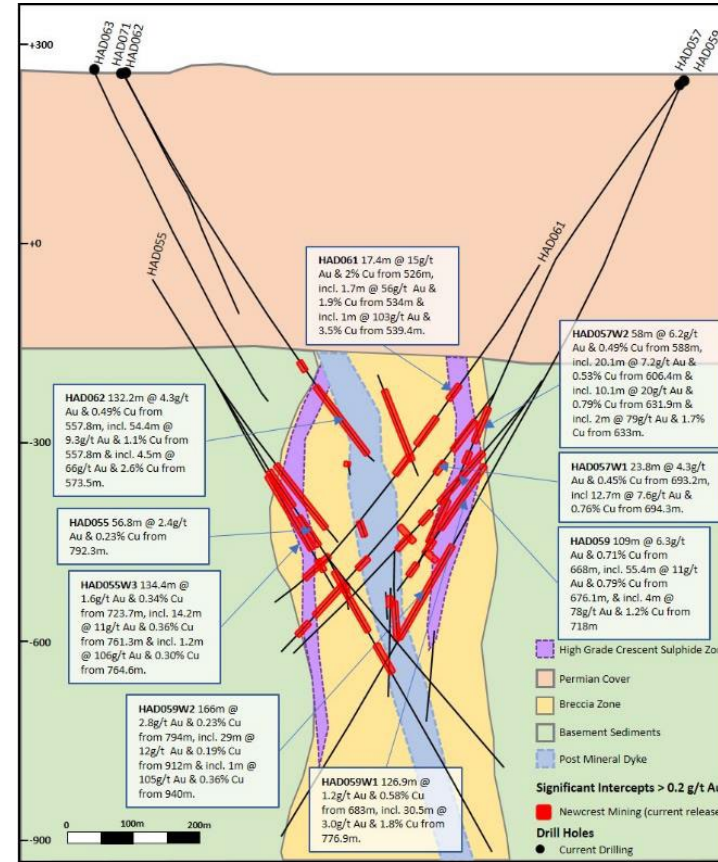
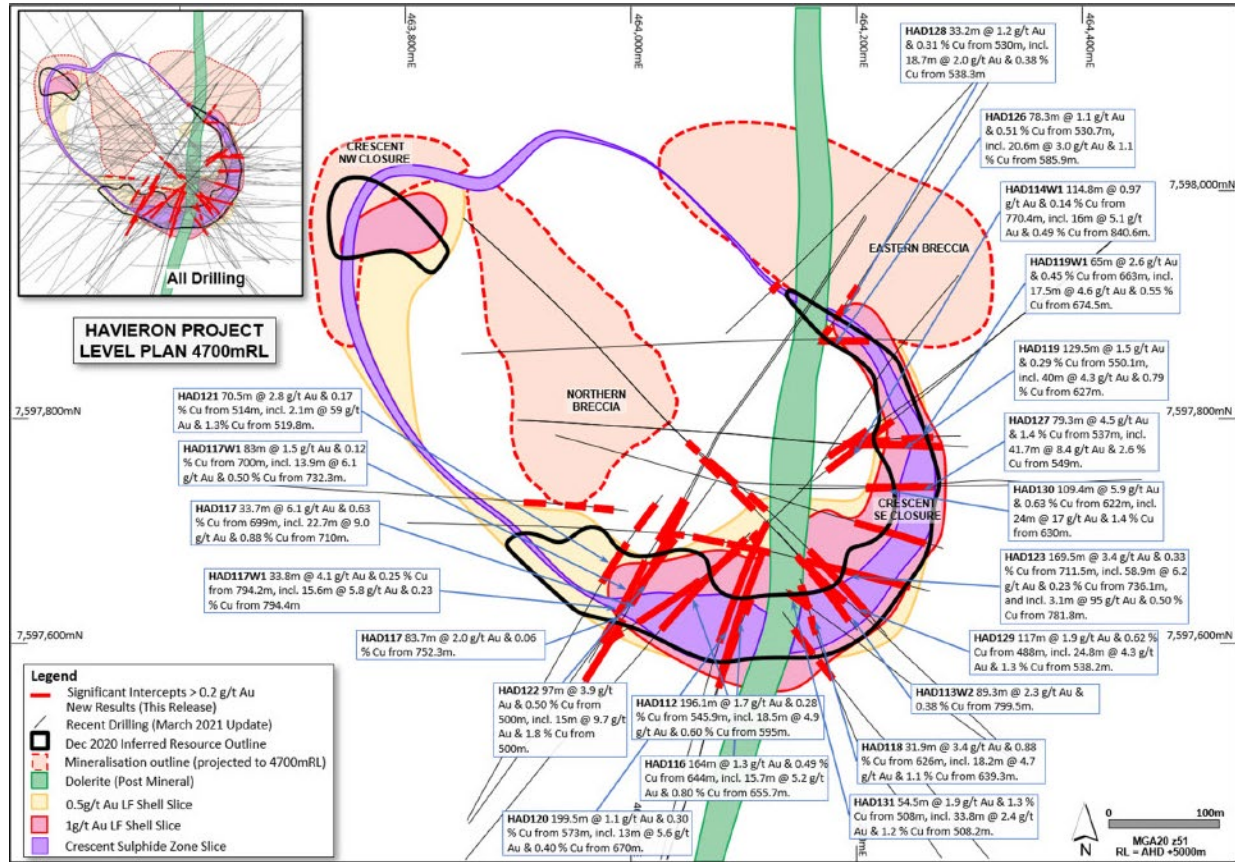
1. Graph from Newcrest public release report "Newcrest advances its global organic growth portfolio" 12 October 2021 available on Newcrest's website ([www.newcrest.com](http://www.newcrest.com)) and Australian Securities Exchange (ASX:NCM) news releases ([www.asx.com.au](http://www.asx.com.au)).

2. Newcrest public release report "Telfer Mine life extended West Dome Stage 8 Approval" 8 November 2022 available on Newcrest's website ([www.newcrest.com](http://www.newcrest.com)) and Australian Securities Exchange (ASX:NCM) news releases ([www.asx.com.au](http://www.asx.com.au)).



# HAVIERON GOLD – COPPER DEPOSIT

Mineral Resource 5.5 Moz of gold and 222,000 tonnes of copper<sup>1,2</sup>



1. The Havieron deposit is the subject of a joint venture agreement between Greatland Gold Plc and Newcrest Mining Ltd. Newcrest holds a 70% interest in Havieron earned via total expenditure of US\$65M.

2. Refer Greatland Gold Plc's website ([www.greatlandgold.com](http://www.greatlandgold.com)) and London Stock Exchange (AIM: GGP) news releases ([www.londonstockexchange.com](http://www.londonstockexchange.com)) and Newcrest Mining Ltd ([www.newcrest.com.au](http://www.newcrest.com.au)) and Australian Stock Exchange (ASX: NCM) news releases ([www.asx.com.au](http://www.asx.com.au)) including the Mineral Resource statement released 19 August 2022.



---

**THANK YOU**

