



MINYARI DOME PROJECT UPDATE

DRILLING CONTRACTORS APPOINTED FOR EXPANDED 2023 EXPLORATION PROGRAMME

Antipa Minerals Ltd (**ASX: AZY**) (**Antipa or the Company**) is pleased to announce the appointment of drilling contractor Topdrill for the upcoming programme at its 100%-owned Minyari Dome Project in the Paterson Province of Western Australia.

Highlights

- Antipa exploration team safely returned to site following precautionary evacuation prior to Tropical Cyclone Ilsa (**Ilsa**) crossing the Western Australian coast
- No resultant delay to exploration planning or forward schedule experienced
- Industry-leading drilling programme partner, Topdrill, awarded first contract for the enlarged 2023 Exploration Programme at Minyari Dome
- Exploration preparation and planning finalised with 12,000m – 15,000m of growth orientated drilling scheduled to commence in May


Antipa's Managing Director, Roger Mason commented

"With the appointment of Topdrill we are set to begin the significantly expanded 2023 Exploration Programme at Minyari Dome commencing with the reverse circulation (RC) component. The team looks forward to interrogating the high potential growth targets identified in more detail, including the Minyari Plunge, GEO-01 and Minyari North gold-copper targets. On a personal note, I would like to thank those who have expressed concern for the wellbeing of our field team during this period. With Ilsa having passed through the region, all personnel have returned to camp safely in preparation for a very exciting period ahead."

Antipa exploration team return to site

In line with Antipa's commitment to the health and safety of its people and to mitigate risks associated with the recent cyclone activity, Company personnel were evacuated from the Minyari Camp prior to Ilsa making landfall Thursday evening, 13 April. The Minyari Camp is located in the Paterson Region of Western Australia, approximately 400km from Port Hedland and 250 km from the coast. By the time Ilsa entered the region, cyclone intensity had been downgraded to a Category 3 system with lower than expected rainfall recorded and no material damage reported.

Antipa's exploration team safely returned to camp on 18 April without delay to the exploration planning or forward schedule.



Topdrill awarded contract for 2023 Minyari Dome Exploration Programme

Antipa is pleased to announce that industry-leading drilling programme partner, Topdrill has been awarded the contract for the RC drilling component of the enlarged 2023 Exploration Programme at Minyari Dome (Figures 2 and 3).

Topdrill is an Australian drilling contractor that provides drilling services to the mining and exploration industries. The company is based in Kalgoorlie, Western Australia, and operates throughout Australia and other parts of the world.

Topdrill prides itself on its safety record, environmental responsibility, and commitment to providing high-quality drilling services to its clients.

Topdrill safely and efficiently completed significant drilling activities during the 2021 and 2022 Exploration Programmes at Minyari Dome.

2023 Minyari Dome Exploration Programme finalised

The Minyari Dome CY2023 Exploration Programme planned activity schedule has been finalised and is set to encompass the following principal growth orientated activities:

- Drilling programme consisting of 12,000m – 15,000m, including up to 9,000m of reverse circulation (RC), 5,000m of air core (AC) and 1,000m of diamond core drilling, and designed to (Figure 1):
 - Deliver a maiden Minyari North gold-copper resource;
 - Test the revised Minyari Plunge gold-copper target position;
 - Test the large-scale, 2022 AC defined, GEO-01 gold-copper target;
 - Provide preliminary testing of several other targets including Chicane; and
 - Test high-priority greenfield target areas.
- Soil geochemical sampling programme to identify new greenfield gold-copper targets.

Consistent with previous years, the CY2023 exploration programme and budget will be subject to ongoing review based on results, field conditions, contractor availability and pricing, and other relevant matters.

Drilling is scheduled to commence in May.

Release authorised by

Roger Mason
Managing Director

For further information, please visit www.antipaminerals.com.au or contact:

Roger Mason
Managing Director
Antipa Minerals Ltd
+61 (0)8 9481 1103

Mark Rodda
Executive Director
Antipa Minerals Ltd
+61 (0)8 9481 1103

Michael Vaughan
Media Relations
Fivemark Partners
+61 (0)422 602 720

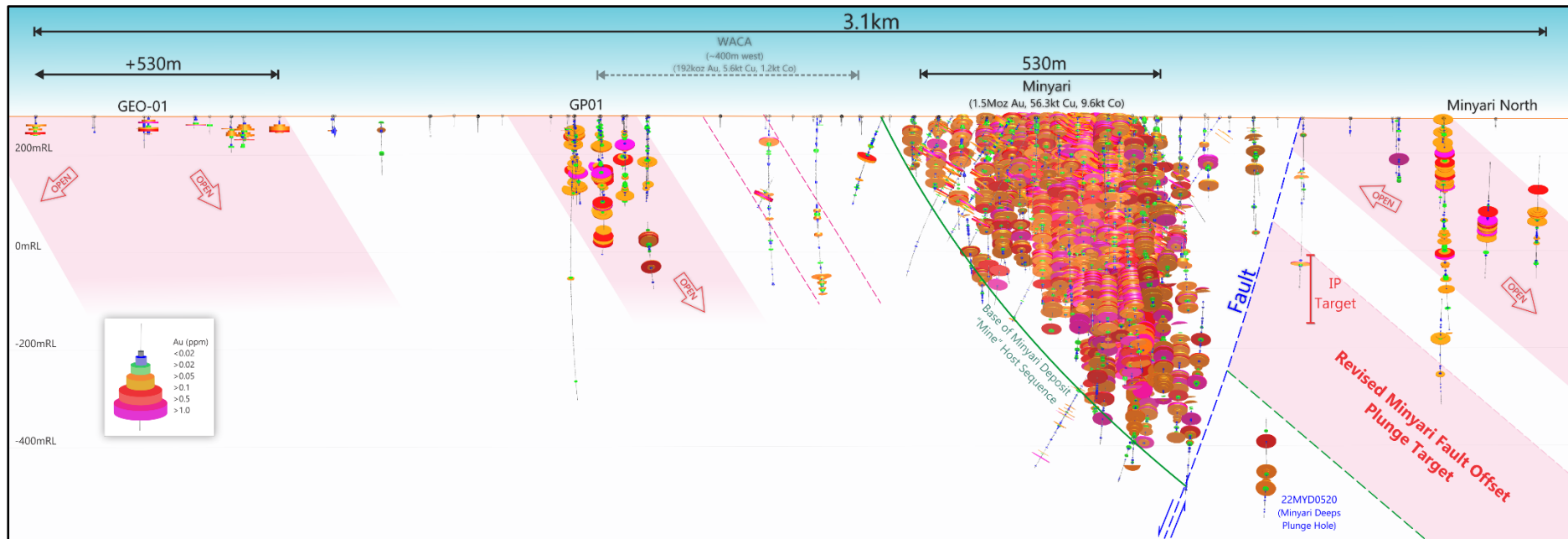


Figure 1: Long Section from GEO-01 to Minyari North (including Minyari and GP01) showing gold drill intercepts and interpreted key features including plunging gold-copper mineralisation zones, the Minyari Fault and targets including the fault offset Minyari plunge target. Note the highly prospective 3.1km trend which extends to 4.4km including the Judes copper-silver-gold deposit. NB: 200m Local Grid co-ordinates, looking toward Local Grid 270° (or 238° MGA Zone 51 Grid).

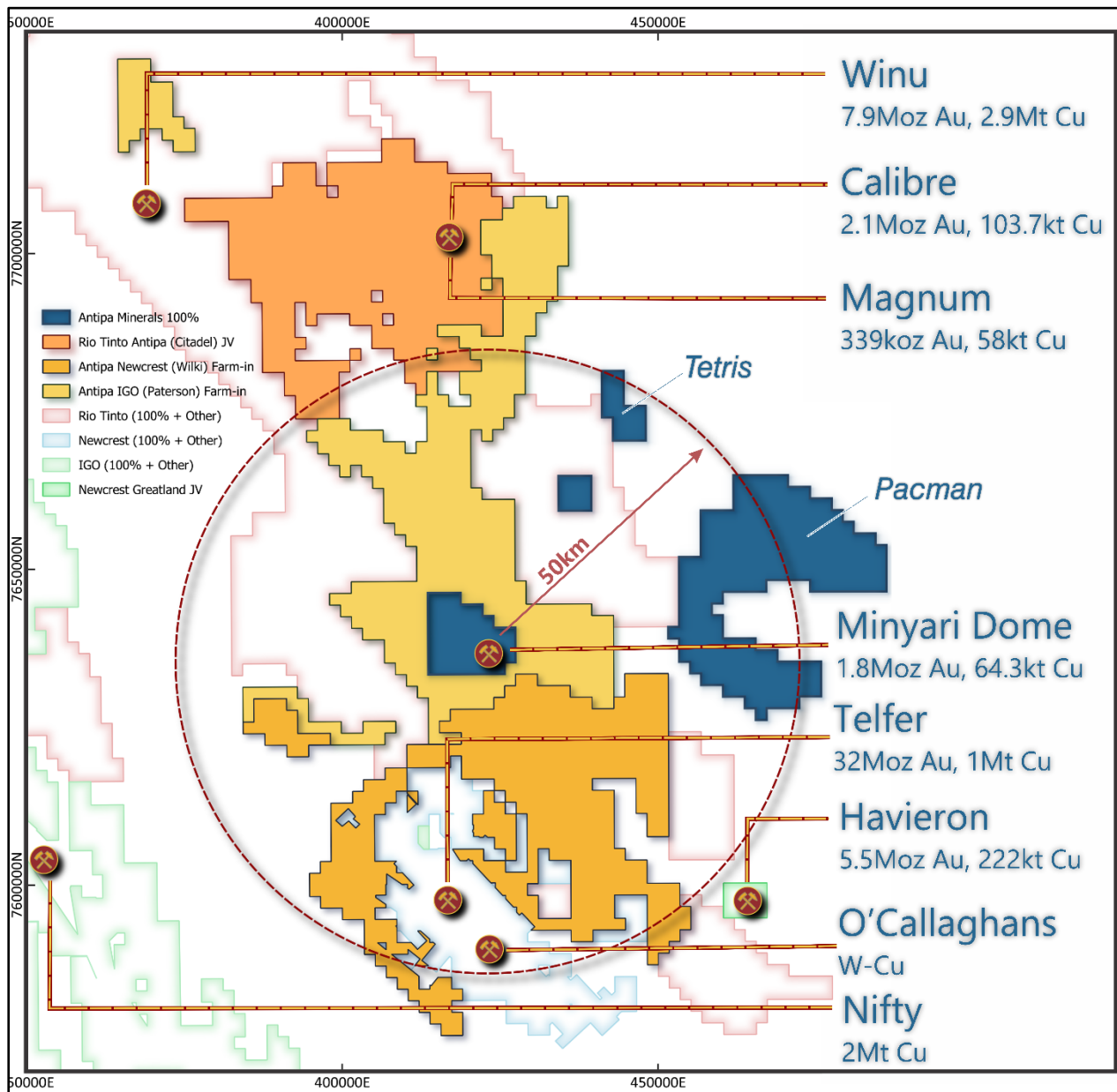


Figure 2: Plan showing location of Antipa 100% owned tenements, Rio Tinto-Antipa Citadel Joint Venture Project, including the Calibre and Magnum resources. Also shows Antipa-Newcrest Wilki Farm-in, Antipa-IGO Paterson Farm-in, Newcrest Mining Ltd's Telfer Mine and O'Callaghans deposit, Rio Tinto's Winu deposit, Newcrest-Greatland Gold's Havieron deposit and Cyprium's Nifty Mine.

NB: Rio and IGO tenement areas include related third-party Farm-in's/Joint Ventures.

NB: Regional GDA2020 / MGA Zone 51 co-ordinates, 50km grid.

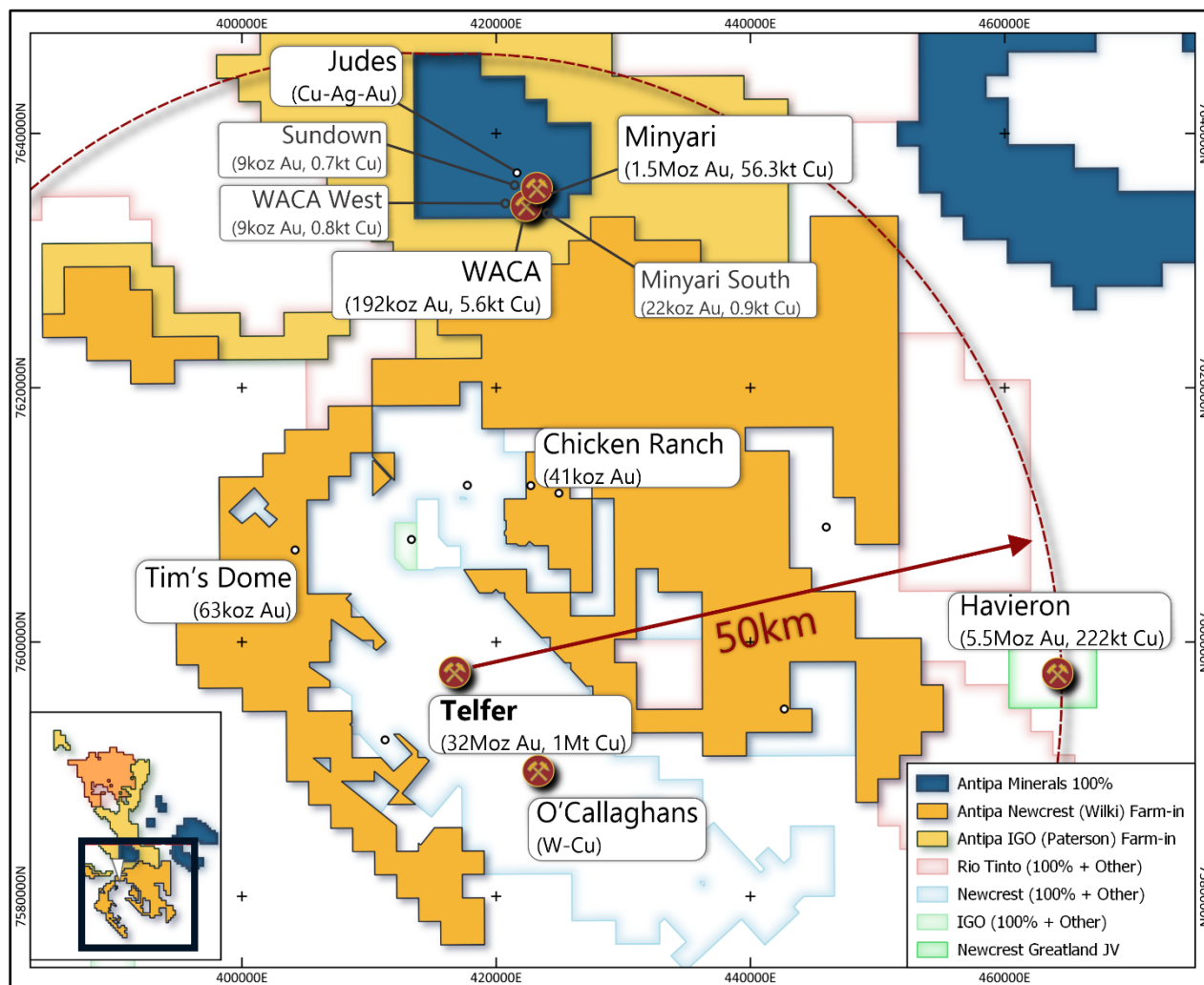


Figure 3: Project Location map showing Antipa's Minyari Dome (100%) Project and 35km proximity to Newcrest Mining Ltd's Telfer Gold-Copper-Silver mine and 22Mtpa processing facility.

NB: Regional GDA2020 / MGA Zone 51 co-ordinates, 20km grid.

About Antipa Minerals: Antipa Minerals Ltd (ASX: AZY) (**Antipa** or the **Company**) is a leading mineral exploration company with a strong track record of success in discovering world-class gold-copper deposits in the highly prospective Paterson Province of Western Australia. The Company's exploration and advancement programme is focused on identifying and unlocking the full potential of the region, which offers significant opportunities for profitable mining operations.

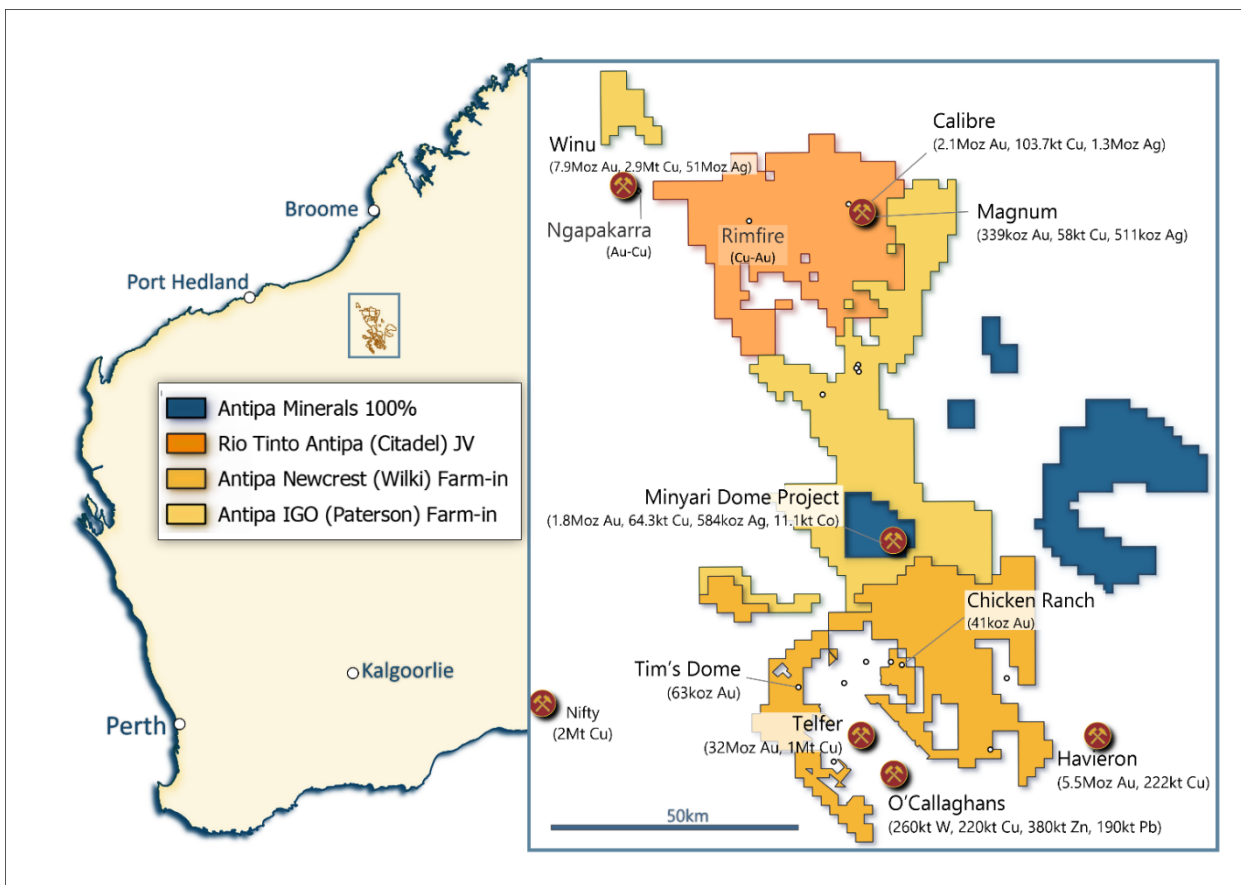
The Company's tenement holding covers over 5,100 square kilometres in a region that is home to Newcrest's world-class Telfer mine and some of the world's more recent large copper-gold deposits including Rio Tinto's Winu and Newcrest-Greatland Gold's Havieron.

Exploration success has led to the discovery of several major mineral deposits on Antipa's ground, including the wholly owned, flagship Minyari Dome Project. Minyari Dome currently hosts a 1.8 Moz gold resource (at 1.6 g/t) which was the subject of a recent Scoping Study (August 2022) confirming the potential for a sizeable initial development with further substantial upside.

Antipa is pursuing an aggressive drilling programme this year, targeting substantial and rapid growth to the existing gold-copper resources at Minyari Dome and delivering strong further value enhancement to the existing development opportunity.

Minyari Dome is complemented by three growth projects which have attracted major listed miners to agree multi-million-dollar farm-in and joint venture (JV) arrangements:

- Citadel Project (32% Antipa): Rio Tinto JV over 1,200km²
- Wilki Project (100% Antipa): Newcrest farming-in 1,470km²
- Paterson Project (100% Antipa): IGO farming-in 1,550km²



Forward-Looking Statements: This document may include forward-looking statements. Forward-looking statements include, but are not limited to, statements concerning Antipa Mineral Ltd's planned exploration programme and other statements that are not historical facts. When used in this document, the words such as "could," "plan," "estimate," "expect," "intend," "may," "potential," "should," and similar expressions are forward-looking statements. Although Antipa Minerals Ltd believes that its expectations reflected in these forward-looking statements are reasonable, such statements involve risks and uncertainties and no assurance can be given that actual results will be consistent with these forward-looking statements.

Table 1: Minyari Dome Project May 2022 Mineral Resource Estimate

Minyari Dome Project (Antipa 100%)											
Deposit	Au cut-off	Category	Tonnes (Mt)	Au grade (g/t)	Cu grade (%)	Ag grade (g/t)	Co (%)	Au (oz)	Cu (t)	Ag (oz)	Co (t)
Minyari	0.5 Au	Indicated	15.00	1.17	0.19	0.54	0.04	567,000	27,800	259,600	5,930
Minyari	0.5 Au	Inferred	2.70	1.12	0.12	0.31	0.02	96,000	3,300	26,300	640
Minyari	1.5 Au	Indicated	4.40	2.30	0.26	0.83	0.03	328,000	11,400	118,400	1,450
Minyari	1.5 Au	Inferred	6.20	2.61	0.22	0.66	0.03	523,000	13,800	132,700	1,590
Total Minyari			28.30	1.66	0.20	0.59	0.03	1,514,000	56,300	537,000	9,610
WACA	0.5 Au	Indicated	1.69	0.97	0.11	0.17	0.02	52,000	1,900	9,400	310
WACA	0.5 Au	Inferred	1.54	1.02	0.12	0.18	0.02	51,000	1,800	9,100	300
WACA	1.5 Au	Inferred	1.63	1.69	0.11	0.17	0.03	89,000	1,900	9,000	560
Total WACA			4.86	1.23	0.11	0.18	0.02	192,000	5,600	27,500	1,170
Minyari South	0.5 Au	Inferred	0.15	4.51	0.56	1.04	0.05	22,000	900	5,100	80
Total Minyari South			0.15	4.51	0.56	1.04	0.05	22,000	900	5,100	80
Sundown	0.5 Au	Inferred	0.20	1.38	0.36	0.72	0.03	9,000	700	4,700	60
Total Sundown			0.20	1.38	0.36	0.72	0.03	9,000	700	4,700	60
WACA West	0.5 Au	Inferred	0.39	0.73	0.17	0.81	0.03	9,000	700	10,200	120
WACA West	1.5 Au	Inferred	0.01	0.86	0.50	0.05	0.01	304	55	17	1
Total WACA West			0.40	0.73	0.18	0.79	0.03	9,304	755	10,217	121
Total Minyari Dome Project			33.92	1.60	0.19	0.54	0.03	1,746,304	64,255	584,517	11,041

Notes – Table 1:

1. Discrepancies in totals may exist due to rounding.
2. The resource has been reported at cut-off grades above 0.5 g/t and 1.5 g/t gold equivalent (Aueq); the calculation of the metal equivalent is documented below.
3. The 0.5 g/t and 1.5 g/t Aueq cut-off grades assume open pit and underground mining, respectively.
4. The resource is 100% owned by Antipa Minerals.

Table 2: Citadel Project (Antipa 32% and Rio Tinto 68% JV) May 2021 Mineral Resource Estimate

Citadel Project (Antipa 32%)									
Deposit	Au cut-off	Category	Tonnes (Mt)	Au grade (g/t)	Cu grade (%)	Ag grade (g/t)	Au (Moz)	Cu (t)	Ag (Moz)
Calibre	0.5 Au	Inferred	92	0.72	0.11	0.46	2.10	104,000	1.3
Magnum	0.5 Au	Inferred	16	0.70	0.37	1.00	0.34	58,000	0.5
Total Citadel Project (100% basis)			108	0.72	0.15	0.54	2.44	162,000	1.8

Notes – Table 2:

1. The resource has been reported at cut-off grades above 0.5 g/t and 0.8 g/t gold equivalent (Aueq); the calculation of the metal equivalent is documented below.
2. Both the 0.5 g/t and 0.8 g/t Aueq cut-offs assume large scale open pit mining.
3. The resource tonnages tabled are on a 100% basis, with Antipa's current joint venture interest being approximately 32.6% (subject to determination of final expenditure levels).
4. Small discrepancies may occur due to the effects of rounding.

Table 3: Wilki Project (Antipa 100%) May 2019 Mineral Resource Estimate

Wilki Project (100%)					
Deposit	Au cut-off	Category	Tonnes (Mt)	AU grade (g/t)	Au (oz)
Chicken Ranch	0.5 Au	Inferred	0.8	1.6	40,300
Tims Dome	0.5 Au	Inferred	1.8	1.1	63,200
Total Wilki Project			2.4	1.3	103,500

Notes – Table 3:

1. Small discrepancies may occur due to the effects of rounding.
2. Wilki Project Mineral Resources are tabled on a 100% basis, with Antipa's current interest being 100%.

Competent Persons Statement – Exploration Results: The information in this document that relates to Exploration Results is based on and fairly represents information and supporting documentation compiled by Mr Roger Mason, a Competent Person who is a Member of The Australasian Institute of Mining and Metallurgy. Mr Mason is a full-time employee of the Company. Mr Mason is the Managing Director of Antipa Minerals Limited, is a substantial shareholder of the Company and is an option holder of the Company. Mr Mason has sufficient experience relevant to the style of mineralisation and type of deposit under consideration and to the activity being undertaking to qualify as a Competent Person as defined in the 2012 Edition of the 'Australasian Code for Reporting of Exploration Results, Mineral Resources and Ore Reserves'. The Company confirms that the form and context in which the Competent Person's findings are presented have not been materially modified from the original market announcements, all of which are available to view on www.antipaminerals.com.au and www.asx.com.au. Mr Mason, whose details are set out above, was the Competent Person in respect of the Exploration Results in these original market announcements.

Competent Persons Statement – Mineral Resource Estimations for the Minyari Dome Project Deposits, Calibre Deposit, Magnum Deposit and Chicken Ranch Area Deposits and Tim's Dome Deposit: The information in this document that relates to the estimation and reporting of the Minyari Dome Project deposits Mineral Resources is extracted from the report entitled "Minyari Dome Project Gold Resource Increases 250% to 1.8 Moz" created on 2 May 2022 with Competent Persons Ian Glacken, Jane Levett, Susan Havlin and Victoria Lawns, the Tim's Dome and Chicken Ranch deposits Mineral Resources is extracted from the report entitled "Chicken Ranch and Tims Dome Maiden Mineral Resources" created on 13 May 2019 with Competent Person Shaun Searle, the Calibre deposit Mineral Resource information is extracted from the report entitled "Calibre Gold Resource Increases 62% to 2.1 Million Ounces" created on 17 May 2021 with Competent Person Ian Glacken, and the Magnum deposit Mineral Resource information is extracted from the report entitled "Calibre and Magnum Deposit Mineral Resource JORC 2012 Updates" created on 23 February 2015 with Competent Person Patrick Adams, all of which are available to view on www.antipaminerals.com.au and www.asx.com.au. The Company confirms that it is not aware of any new information or data that materially affects the information included in the original market announcements and that all material assumptions and technical parameters underpinning the estimates in the relevant original market announcements continue to apply and have not materially changed. The Company confirms that the form and context in which the Competent Person's findings are presented have not been materially modified from the original market announcements.

The information in this document that relates to the **Scoping Study for the Minyari Dome Project** is extracted from the report entitled "Strong Minyari Dome Scoping Study Outcomes" reported on 31 August 2022 which was compiled by Competent Person Roger Mason, which is available to view on www.antipaminerals.com.au and www.asx.com.au. The Company confirms that it is not aware of any new information or data that materially affects the information included in the original market announcement and that all material assumptions and technical parameters underpinning the study in the relevant original market announcement continue to apply and have not materially changed. The Company confirms that the form and context in which the Competent Person's findings are presented have not been materially modified from the original market announcement.

Gold Metal Equivalent Calculations

Gold Metal Equivalent Information – Minyari Dome Project Mineral Resource Gold Equivalent reporting cut-off grade:

The 0.5 g/t and 1.5 g/t Aueq cut-off grades assume open pit and underground mining, respectively.

A gold equivalent grade (**Aueq**) has been calculated from individual gold, copper, silver and cobalt grades. This equivalent grade has been calculated and declared in accordance with Clause 50 of the JORC Code (2012), using the following parameters:

- The metal prices used for the calculation are as follows:
 - US\$ 1,944 per oz gold
 - US\$ 4.74 per lb copper
 - US\$ 25.19 per oz silver
 - US\$ 77,380 per tonne cobalt
- An exchange rate (A\$:US\$) of 0.7301 was assumed
- Metallurgical recoveries for by-product metals, based upon Antipa test-work in 2017 and 2018, are as follows:
 - Copper = 85.0%, Silver = 85%, Cobalt = 68%
- The gold equivalent formula, based upon the above commodity prices, exchange rate and recoveries, is thus:
 - **Aueq** = (Au g/t) + (Ag g/t * 0.011) + (Cu % * 1.42) + (Co % * 8.42)

Gold Metal Equivalent Information - Calibre Mineral Resource Gold Equivalent reporting cut-off grade and Gold Equivalent grade:

A gold equivalent grade (**Aueq**) has been calculated from individual gold, copper and silver grades. This equivalent grade has been calculated and declared in accordance with Paragraph 50 of the JORC Code, using the following parameters:

- The metal prices used for the calculation are as follows:
 - US\$ 1,874 /oz gold
 - US\$ 4.50 /lb copper
 - US\$ 25.25 /oz silver
- An exchange rate (A\$:US\$) of 0.722 was assumed.
- Metallurgical recoveries, based upon Antipa test-work in 2014, are as follows:
 - Gold = 84.5%, Copper = 90.0%, Silver = 85.4%
- A factor of 105% (as with the previous estimate) has been applied to the recoveries for gold, copper and silver to accommodate further optimisation of metallurgical performance. Antipa believes that this is appropriate, given the preliminary status of the recovery test-work.
- Tungsten has not been estimated and does not contribute to the equivalent formula.
- The gold equivalent formula, based upon the above commodity prices, exchange rate, recoveries, and using individual metal grades provided by the Citadel Project Mineral Resource Estimate table, is thus:
 - **Aueq** = Au (g/t) + (1.75*Cu%) + (0.014*Ag g/t)

Gold Metal Equivalent Information - Magnum Mineral Resource Gold Equivalent reporting cut-off grade:

A gold equivalent grade (**Aueq**) has been calculated from individual gold, copper, silver and tungsten grades. This equivalent grade has been calculated and declared in accordance with Paragraph 50 of the JORC Code, using the following parameters:

- The metal prices used for the calculation are as follows:
 - US\$ 1,227 /oz gold
 - US\$ 2.62 /lb copper
 - US\$ 16.97 /oz silver
 - US\$ 28,000 /t WO₃ concentrate
- An exchange rate (A\$:US\$) of 0.778 was assumed.
- Metallurgical recoveries, based upon Antipa test-work in 2014, are as follows:
 - Gold = 84.5%, Copper = 90.0%, Silver = 85.4% and W = 50.0%
- A factor of 105% (as with the previous estimate) has been applied to the recoveries for gold, copper and silver to accommodate further optimisation of metallurgical performance. Antipa believes that this is appropriate, given the preliminary status of the recovery test-work.
- Note that the tungsten recovery of 50% is considered indicative at this preliminary stage based on the initial metallurgical findings.
- Conversion of W% to WO₃% grade requires division of W% by 0.804.

- The gold equivalent formula, based upon the above commodity prices, exchange rate, and recoveries, is thus:
 - **Aueq** = (Au (g/t) x 0.845) + ((%Cu x (74.32/50.69) x 0.90)) + ((Ag (g/t) x (0.70/50.69) x 0.854)) + ((%W/0.804 x (359.80/50.69) x 0.50))

It is the Company's opinion that all the metals included in the metal equivalents calculations above have a reasonable potential to be recovered and sold.