



QUARTERLY ACTIVITIES AND CASHFLOW REPORT

Antipa Minerals Ltd (ASX: **AZY**) (**Antipa** or **the Company**) is pleased to report on its activities for the quarter ended 31 March 2026 (**the Quarter**).

During the Quarter, Antipa continued to advance its 100%-owned Minyari Gold-Copper Project in Western Australia's Paterson Province (**Minyari Project**), with a focus on progressing Pre-Feasibility Study (**PFS**) workstreams¹ and integrating the eighth and final batch of results from the extensive CY2025 drilling programme (see Figure 1). These results completed the assay dataset for the CY2025 programme providing an important input into the updated Mineral Resource Estimate (**MRE**) announced subsequent to Quarter end.

Highlights from the Quarter

- CY2025 drilling programme completed, with the **eighth and final batch of results confirming additional resource growth opportunities and broader project-scale discovery upside**.
- **New high-grade lode discovered** 65m north of Fiamia, returning **24.7m at 1.4 g/t gold** and 0.04 copper from 39.3m (25MYDG033), **including 2.3m at 6.8 g/t gold and 0.18% copper** from 39.3m, with the lode **remaining open in all directions**.
- **Minyari Northern Repeat** drilling, 250m north of the Minyari Deposit, returned **12.2m at 1.2 g/t gold and 0.04% copper** from 623m (25MYD0553), **including 7.2m at 2.0 g/t gold and 0.06% copper** from 628m, confirming a **new large-scale high-impact target zone**.
- **New copper discovery at Yolanda**, 1km west of WACA, with drilling intersecting **44m at 0.07% copper from 40m to end-of-hole (EOH)** (25MYC0948), including **12m at 0.13% copper** from 72m to EOH, confirming a **1.2km long anomalous copper trend**.
- **High-grade re-splits from the south of Rizzo-Fiamia** returned **1m at 39.8 g/t gold** from 46m (25MYC0715) (original 4m composite RC samples).
- **Further thick, shallow gold-copper intersections at Reaper-Poblano-Serrano (RPS)** included **146m at 0.3 g/t gold and 0.07% copper** from 94m (25EPC0051), including **20m at 0.6 g/t gold and 0.11% copper** from 160m.
- **Substantial progress was made across key PFS related technical, environmental, regulatory, native title and commercial workstreams, with the PFS itself currently on track for completion in Q3 CY2026**.
- Strong cash balance of circa A\$47.7 million at Quarter end.

¹ Refer to ASX announcement dated 16 December 2025 for PFS workstream detail.

Updated Mineral Resource Estimate²

Subsequent to Quarter end, Antipa announced an updated MRE for the Minyari Project:

- **Total MRE**, inclusive of satellite deposits, **increases to 69Mt at 1.33 g/t gold, containing 2.9 Moz of gold**, or **3.6 Moz at 1.62 g/t AuEq³**, inclusive of 91 kt of copper, 880 koz of silver, and 13 kt of cobalt.
- **Minyari Dome MRE**, the **basis of the ongoing PFS, now 51Mt at 1.54 g/t gold, containing 2.5 Moz of gold**, or **3.2 Moz AuEq**, inclusive of 87 kt of copper, 730 koz of silver, and 13 kt of cobalt.
- **Minyari Dome Indicated Resource now 2.2 Moz (85%)** of the 2.5 Moz of gold, which includes the **Indicated component of the Minyari Deposit**, the dominant Minyari Dome deposit, now 1.8 Moz (97%) of the 1.9 Moz of gold.
- **RPS Maiden MRE 11Mt at 0.64 g/t gold, containing 230 koz of gold, or 240 koz at 0.68 g/t AuEq**, inclusive of 3,600 tonnes of copper and 150 koz of silver.
- **This update reinforced the standalone, scalable open pit and underground mining and processing opportunity at the Minyari Project⁴.**

Commencement of Major New Drilling Campaign⁵

Subsequent to Quarter end, Antipa announced the commencement of **a major drilling campaign across the Minyari Project** designed to deliver **new discoveries across Antipa's district-scale landholding and further expand the 2.9 Moz gold (3.6 Moz AuEq) Mineral Resource base within the existing deposit areas.**

This Phase 1 CY2026 programme is **scheduled to comprise 321 holes for 41,000m, incorporating air core, reverse circulation (RC) and diamond core drilling⁶.**

The dual-purpose programme is designed to: systematically test high-priority regional greenfield targets to deliver new gold and copper discoveries; and enable further growth to the existing Minyari Dome gold-copper deposits (see Figures 1 to 4).

The programme is expected to run for three to four months and will be fully funded through Antipa's existing cash balance.

Minyari Project New Discovery Drilling Programme

- Scheduled to comprise 258 holes for approximately 26,540m, including 205 air core holes (13,280m), 51 RC holes (11,960m) and two diamond core holes (1,300m).
- Initial RC drilling to focus on multiple Minyari Dome gold and copper targets.
- Additional drilling will focus on priority gold ± copper greenfield targets and existing prospects proximate to the Minyari Dome deposits including, but not limited to, Tim's Dome, AL01, Chicken Ranch, Jezabeel, Judes and Yolanda.

² Released 2 April 2026.

³ Calculation of the gold equivalent (**AuEq**) is documented on page 14 of this announcement.

⁴ Minyari Dome Scoping Study (October 2024) completed to ±35% accuracy.

⁵ Released 20 April 2026.

⁶ Exploration programmes are subject to changes which may be made consequent upon results, field conditions and ongoing review.

Minyari Dome Deposit Growth Drilling Programme

- Targeting expansion of the existing near-surface Minyari Dome Mineral Resource.
- Scheduled to comprise 63 holes for approximately 14,200m, including 61 RC holes (13,000m) and two diamond core holes (1,200m).
- Initial focus on extending the resources across the GEO-01 combined 1km north-south by 1km east-west area, where several deposits remain open down-dip and in some cases along strike.

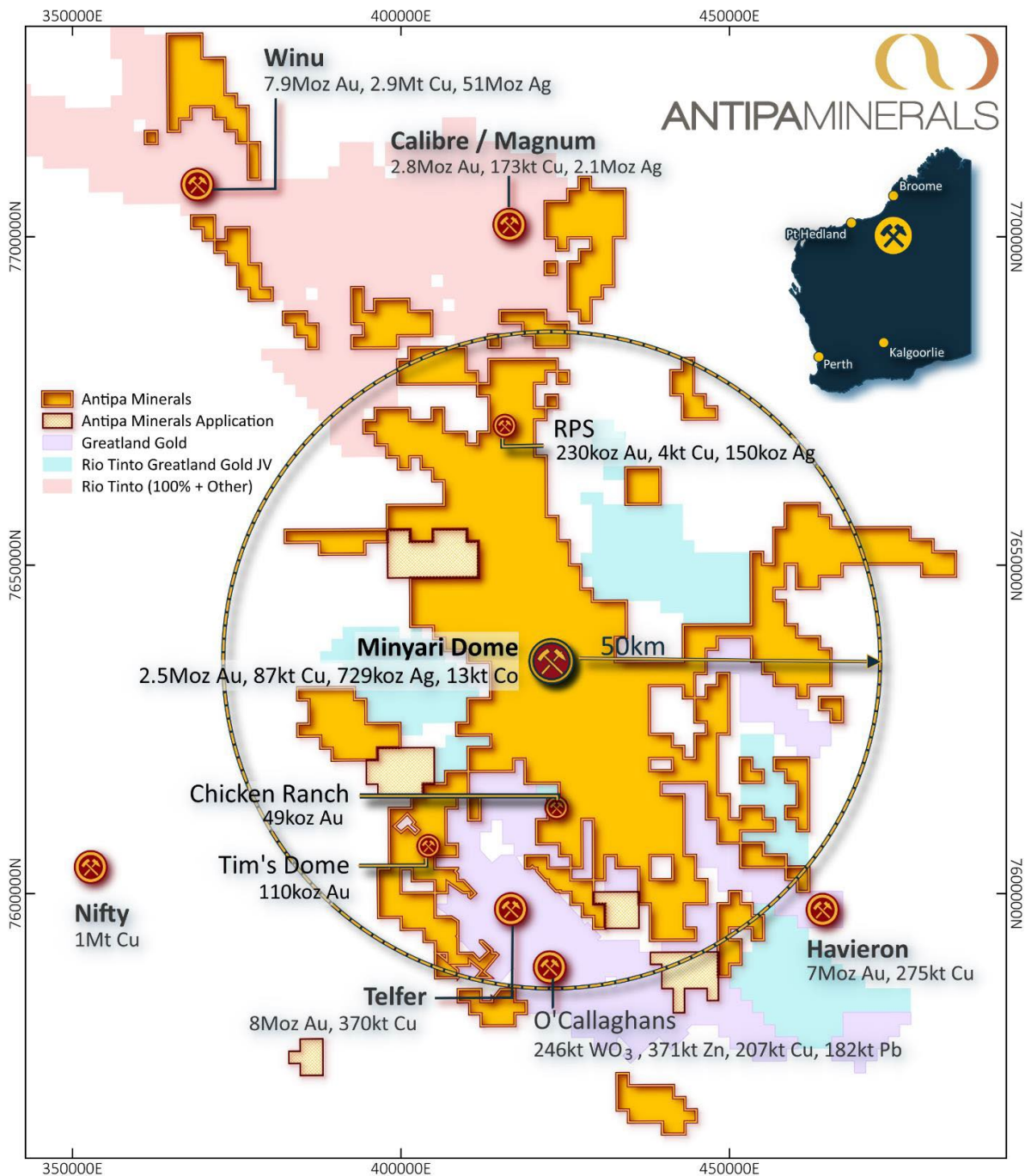


Figure 1: Plan showing location of Antipas 100%-owned, 4,500km² Minyari Project: Plan includes Greatland Resources' Telfer Mine, Havieron development project and O'Callaghans deposit, Rio Tinto-Sumitomo's Winu deposit, Rio Tinto's Calibre-Magnum deposits, and Cyprrium's Nifty Mine.⁷ Regional GDA2020 / MGA Zone 51 co-ordinates, 50km grid.

⁷ Telfer, Havieron and O'Callaghans refer to Greatland Resources Ltd ASX release dated 30 March 2026, "December 2025 Group Mineral Resource Statement". Winu refer to Rio Tinto Ltd ASX release dated 22 February 2023, "Changes to Ore Reserves and Mineral Resources". Nifty refer to Cyprrium Metals Ltd ASX release dated 14 March 2024, "Updated Nifty MRE Reaches 1M Tonnes Contained Copper". Calibre refer to Antipa release dated 26 August 2024, "Calibre Gold Resource Increases 19% to 2.5 Moz - Citadel JV". Magnum refer to Antipa release dated 23 February 2015, "Calibre and Magnum Deposit Mineral Resource JORC 2012 Updates".

Activity Detail

Minyari Dome Development (100% Antipa)

The Minyari Dome Development is situated just 35km from Greatland Resources Ltd's (ASX: **GGP**) (**Greatland**) Telfer gold-copper-silver mine and 22Mtpa mineral processing facility and 54km along strike from Greatland's Havieron gold-copper development project.

Minyari Development Resource Update

In April 2026, Antipa released an updated MRE for the Minyari Project. The update delivered a **total MRE, of 69Mt at 1.33 g/t gold, containing 2.9 Moz of gold, or 3.6 Moz at 1.62 g/t AuEq**, inclusive of 91 kt of copper, 880 koz of silver, and 13 kt of cobalt.

Minyari Dome's twelve deposits, which are distributed along a 3.5km strike corridor, contribute the majority of the gold resource with **2.5 Moz representing 88% of the Minyari Project's total 2.9 Moz contained gold ounces**. The **Minyari deposit alone contributes 1.9 Moz, representing 66% of the Minyari Project's total contained gold ounces**.

At Minyari Dome the broader GEO-01 area continues to offer further strong resource growth potential which is planned to be followed up in H1 CY2026 (refer to ASX announcement dated 2 April 2026 "*Minyari Project Resource Grows to 3.6 Moz Gold Equivalent*" for full details).

The updated Minyari Dome MRE and the maiden RPS MRE were prepared by mining industry consultants Snowden Optiro and Antipa respectively, with estimates reported in accordance with the JORC Code (2012) guidelines and recommendations.

Significant changes from the previous MRE include:

- **Minyari Dome Indicated Resource increased from 70% to 85% of the 2.5 Moz MRE.**
- **Minyari Deposit Indicated Resource increase from 81% to 97% of its 1.9 Moz MRE.**
- **Maiden Mineral Resource at the RPS deposits Poblano and Serrano, comprising 230 koz of gold, 3,600 tonnes of copper and 150 koz of silver**, with further substantial growth expected.

Antipa continues to target further Mineral Resource growth and additional delineation of maiden resources through CY2026.

CY2025 Drilling Programmes

Antipa's Phase 1 and Phase 2 CY2025 exploration programmes were designed to:

- Expand the existing Mineral Resource at multiple Minyari Dome deposits (**Minyari Dome Deposit Growth Drilling**).
- Test greenfield targets to deliver new discoveries across the broader 4,500km² Minyari Project (**New Discovery Drilling**).
- Advance PFS Workstreams, including Mineral Resource definition, geotechnical, hydrological, and sterilisation drilling (**PFS Programme**).

The CY2025 drilling programmes are now complete. Refer to ASX announcement dated 5 February 2026 "*Antipa Delivers Multiple New Gold and Copper Discoveries*" for full Phase 8 result details and to

Antipa's Half Year Accounts released on 13 March 2026 for a full summary of drilling programme outcomes.

Project Advancement Activity Detail

Antipa continued to progress the PFS for the Minyari Dome development during the Quarter.

Workstreams remained focused on a structured and integrated programme of technical, environmental, regulatory and commercial activities designed to support development optimisation and reduce project risk. During the Quarter, the Company continued to make solid progress across the following areas:

Metallurgy

PFS metallurgical testwork is substantially complete. Testwork has confirmed that the gold is free milling and readily leachable through conventional Carbon-in-Leach processing, with gold recoveries ranging from 89% to 98%, and optimal grind sizes indicated between 75µm and 106µm. Work has also supported evaluation of potential copper concentrate production pathways.

Geotechnical Investigations

Geotechnical drilling and supporting laboratory work continued to inform pit slope and mine design inputs, while hydrogeological programmes advanced assessment of dewatering requirements and long-term (production) water supply optionality.

Mine Design and Engineering

Ore Reserve and mine design activities continued in parallel with resource and metallurgical work. Engineering and infrastructure design studies also progressed, supporting future capital and operating cost estimation and overall development planning.

Environmental and Regulatory Workstreams

Environmental baseline work, approvals planning and related regulatory studies continued to advance.

Native Title and Heritage Engagement

Native Title and heritage engagement remains an important part of the broader approvals pathway with, in accordance with an agreed negotiation protocol, an initial Indigenous Land Use Agreement negotiation meeting held with representatives of the Martu people in March.

Financing Readiness

Antipa continued early engagement on project financing readiness, with financial modelling, funding pathway assessment and lender engagement progressing to help align study outputs with potential future financing requirements.

Corporate

Financial Position

Antipa currently has the following securities on issue:

- 662,685,219 ordinary shares; and
- 41,616,567 unlisted options, with a weighted average exercise price of A\$0.492.

During the Quarter:

- 175,000 free attaching placement options were exercised, with an exercise price of A\$0.20, for total proceeds of approximately A\$34,000 (before costs); and
- 100,000 Employee Share Option Plan incentive options were exercised, with an exercise price of A\$0.195, for total proceeds of approximately A\$20,000 (before costs).

There were no other changes to the capital structure.

At the end of the Quarter, the Company held cash of approximately A\$47.7 million.

Expenditure on Exploration Activities

As set out in Section 2 of the attached Appendix 5B, the Company expended approximately A\$2.7 million on exploration activities during the Quarter.

Payments to Related Parties of the Entity and their Associates

Payments set out in Section 6.1 of the attached Appendix 5B are for Company Directors fees and salaries.

Release authorised by

Roger Mason
Managing Director and CEO

For further information, please visit or contact:

Mark Rodda
Executive Chairperson
Antipa Minerals Ltd
+61 (0)8 9481 1103

Roger Mason
Managing Director and CEO
Antipa Minerals Ltd
+61 (0)8 9481 1103

Michael Vaughan
Media Relations
Fivemark Partners
+61 (0)422 602 720

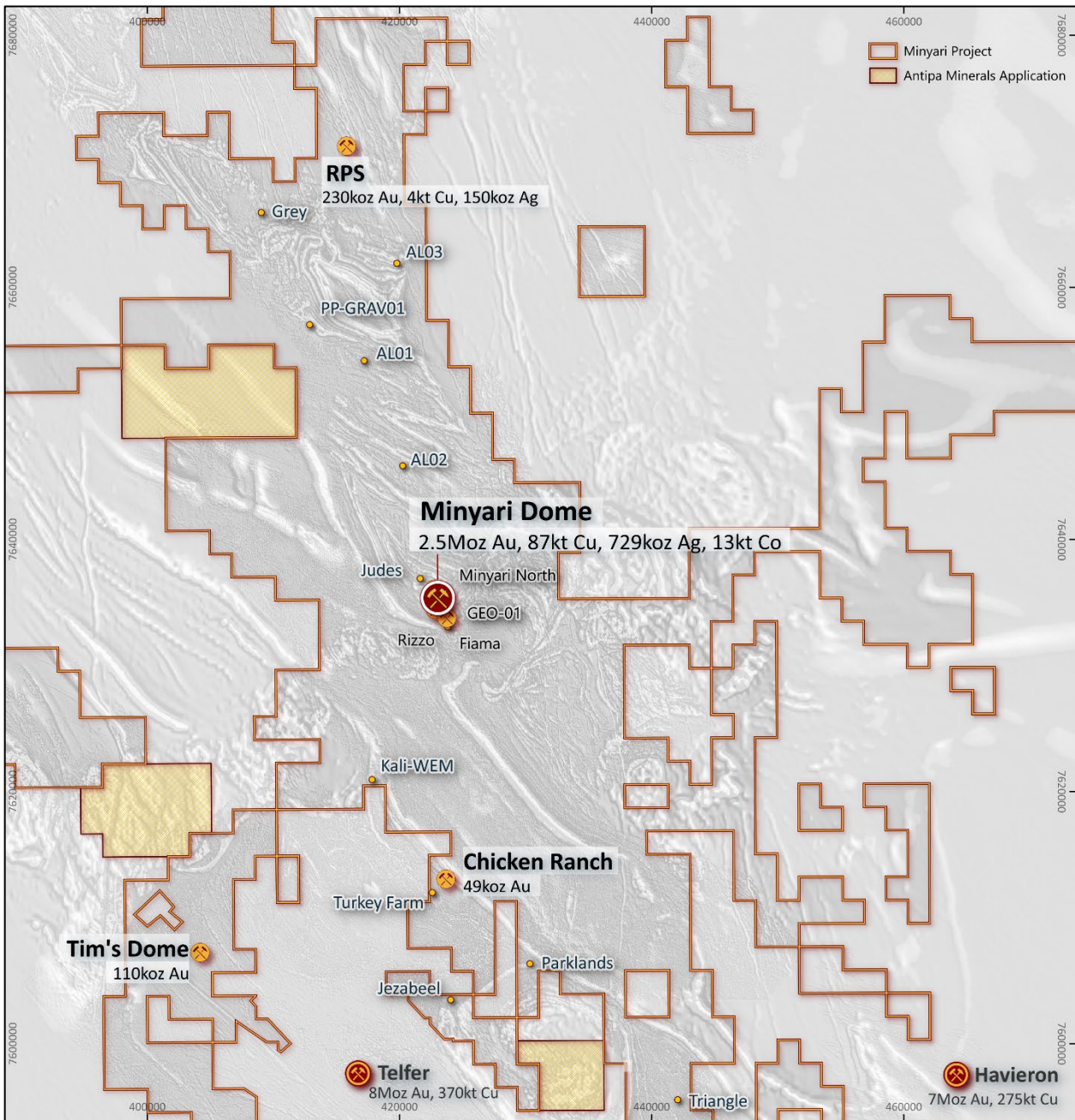


Figure 2: Plan of the central region of Antipa's Minyari Project: Showing advanced gold ± copper greenfield targets and existing prospects, within a 65km corridor which extends approximately 30km northwest and southeast of the Minyari Dome development opportunity, which will be evaluated during the CY2026 Phase 1 air core ± RC drill programmes. Note the location of Reaper-Poblano-Serrano (RPS) and AL01 north of Minyari, Tim's Dome southwest of Minyari and Chicken Ranch southeast of Minyari. This structural domain hosts Greatland Resources' Telfer Mine and Havieron development project⁸, and along trend to the northwest (off this map) are Rio Tinto-Sumitomo's Winu development project and Rio Tinto's Calibre and Magnum deposits. NB: Regional GDA2020 / MGA Zone 51 co-ordinates, 20km grid, over a grayscale aeromagnetic image.

⁸ Telfer and Havieron refer to Greatland Resources Ltd ASX release dated 30 March 2026, "December 2025 Group Mineral Resource Statement".




Figure 3: Map showing the Minyari Dome Mineral Resource locations, October 2024 Scoping Study open pit limits, and contoured maximum down-hole gold drill results. NB: Regional GDA2020 / MGA Zone 51 co-ordinates, 1km grid.

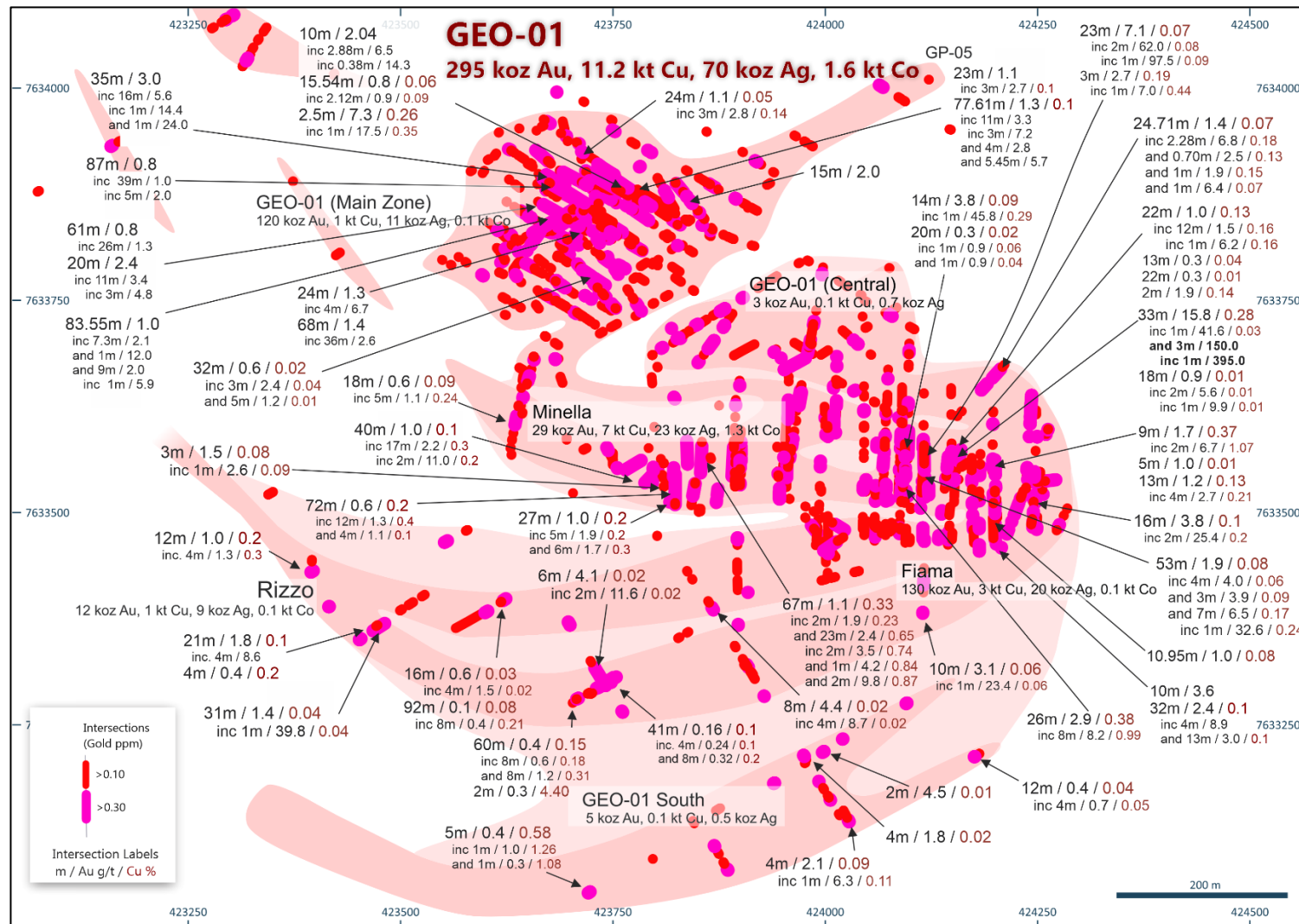


Figure 4: GEO-01 Main Zone, Fiama, Minella and GEO-01 Central deposits and southern Rizzo-Fiama South discovery extension region plan view showing gold ± copper drill annotation and intersections and interpreted mineralisation envelopes: Folded and faulted hard/brittle quartzite and mafic (dolerite) intrusives are preferentially mineralised. Multiple zones of mineralisation remain open, including high-grade, with highly prospective Fiama-Rizzo folded dolerite and meta-sediment strike length 500 to 800m, and an across-strike width of 120 to 160m. NB: Regional GDA2020 / MGA Zone 51 co-ordinates and 250m grid.

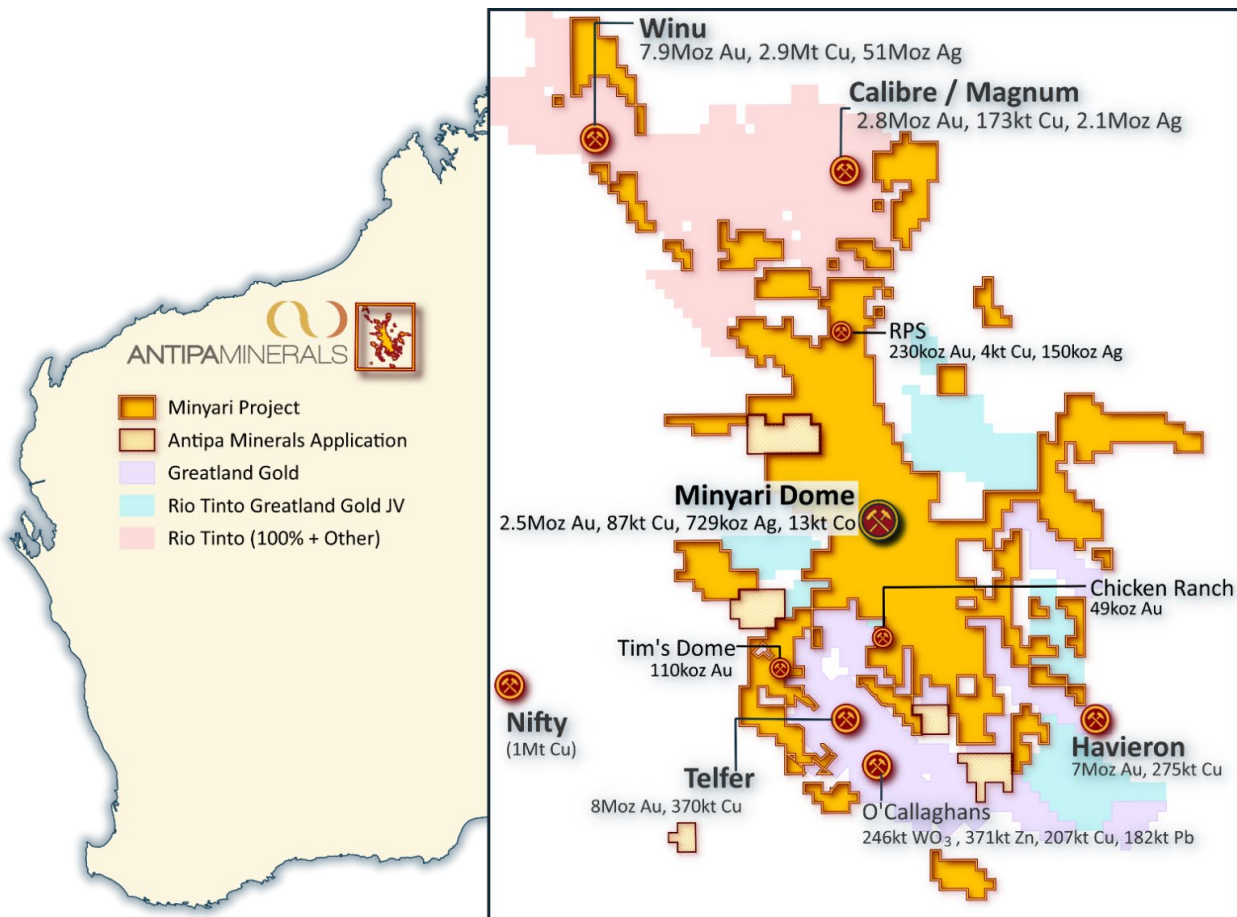
About Antipa Minerals Ltd

Antipa Minerals Ltd (ASX: **AZY**) (Antipa or the **Company**) is a leading mineral exploration company with a proven track record of discovering world-class gold-copper deposits in the highly prospective Paterson Province of Western Australia. The Company remains focussed on advancing its exploration and development programmes to unlock the full potential of this richly endowed region, which offers substantial opportunities for profitable mining operations. Antipa's tenement holding, known as the **Minyari Project**, covers approximately 4,500km² and host total 100%-owned Mineral Resources of 2.9 million ounces (**Moz**) of gold, 91,000 tonnes (**t**) of copper, 880 thousand ounces (**koz**) of silver and 13,000 tonnes of cobalt, situated in a region home to Greatland Resources' Telfer mine and 22Mtpa processing facility, as well as large scale gold-copper-silver development projects including Rio Tinto-Sumitomo's Winu and Greatland's Havieron.

Antipa's exploration success at Minyari includes the discovery of several significant mineral deposits at its flagship Minyari Dome Gold-Copper precinct. Minyari Dome, which forms the basis of the ongoing Pre-Feasibility Study, currently hosts a 2.5 Moz gold Mineral Resource at 1.5 grams per tonne (**g/t**) plus copper, silver, and cobalt (**April 2026**). An October 2024 Updated Scoping Study for Minyari Dome indicated the potential for a substantial standalone development opportunity with further upside potential. This year's Minyari Dome drilling programmes were aimed at further rapid and substantial growth of the existing gold-copper resources at Minyari Dome and were designed to enhance the value of the current development opportunity while also targeting new significant gold-copper discoveries.

At a regional level, Minyari provides access to further tier one gold-copper discovery opportunities. Significant discovery and resource growth drill programmes are envisaged to test a host of exciting high-potential gold ± copper prospects and greenfield targets primed for follow-up or initial drill testing.

Antipa is well-positioned to continue its resource growth and project development trajectory targeting significant value creation for its shareholders through focussed exploration and sensible development in one of the world's most promising gold-copper regions.



Forward-Looking Statements: This document may include forward-looking statements. Forward-looking statements include, but are not limited to, statements concerning Antipa Mineral Ltd.'s planned exploration programme and other statements that are not historical facts. When used in this document, words such as "could," "plan," "estimate," "expect," "intend," "may," "potential," "should," and similar expressions are forward-looking statements. Although Antipa Minerals Ltd believes that its expectations reflected in these forward-looking statements are reasonable, such statements involve risks and uncertainties, and no assurance can be given that actual results will be consistent with these forward-looking statements.

Telfer, Havieron and O'Callaghans refer to Greatland Resources Ltd ASX release dated 30 March 2026, "December 2025 Group Mineral Resource Statement". Winu refer to Rio Tinto Ltd ASX release dated 22 February 2023, "Changes to Ore Reserves and Mineral Resources". Nifty refer to Cyprium Metals Ltd ASX release dated 14 March 2024, "Updated Nifty MRE Reaches 1M Tonnes Contained Copper". Calibre refer to Antipa release dated 26 August 2024, "Calibre Gold Resource Increases 19% to 2.5 Moz - Citadel JV". Magnum refer to Antipa release dated 23 February 2015, "Calibre and Magnum Deposit Mineral Resource JORC 2012 Updates".

Competent Persons Statement – Exploration Results: The information in this document that relates to Exploration Results is extracted from previously announced reports (see reference list below), the Company confirms that it is not aware of any new information or data that materially affects the information included in the original market announcement, all of which are available to view on www.antipaminerals.com.au and www.asx.com.au. The Company confirms that the form and context in which the Competent Person's findings are presented have not been materially modified from the original market announcements.

Various information in this report which relates to Exploration Results have been extracted from the following announcements lodged on the ASX, where further details, including JORC Code reporting tables, can also be found:

• <i>North Telfer Project Update on Former NCM Mining Leases</i>	3 December 2015
• <i>High Grade Gold Mineralisation at Minyari Dome</i>	8 February 2016
• <i>Minyari Deposit Drilling to Commence May 2016</i>	2 May 2016
• <i>Minyari Phase 1 Drilling Commences</i>	2 June 2016
• <i>Further Historical High-grade Gold Intersections at Minyari</i>	14 June 2016
• <i>Minyari Phase 1 Drilling Update No. 1</i>	20 July 2016
• <i>Completion of Phase 1 Minyari Deposit RC Drilling Programme</i>	9 August 2016
• <i>Minyari Drilling Update No. 3</i>	17 August 2016
• <i>Minyari Drilling Update No. 4</i>	29 September 2016
• <i>North Telfer and Citadel Exploration Programme Update</i>	16 November 2016
• <i>Minyari Dome Drilling Update No. 1</i>	16 December 2016
• <i>Minyari Dome and Citadel – Phase 2 Update</i>	9 February 2017
• <i>Minyari Dome Positive Metallurgical Test Work Results</i>	13 June 2017
• <i>High-Grade Gold Intersected at North Telfer Project Revised</i>	21 June 2017
• <i>Drilling Extends High-Grade Gold Mineralisation at WACA</i>	25 July 2017
• <i>High-Grade Gold Mineralisation Strike Extension at Minyari Deposit</i>	4 August 2017
• <i>Minyari Dome Phase 1 Final Assay Results</i>	31 August 2017
• <i>Air Core Programme Highlights Minyari and WACA Deposit</i>	5 December 2017
• <i>Minyari Dome 2017 Air Core Drilling Results</i>	29 January 2018
• <i>Minyari Dome – Initial Drill Results</i>	1 August 2018
• <i>Thick High-grade Copper Mineralisation Intersected</i>	2 October 2018
• <i>Chicken Ranch and Minyari Dome Drilling Update</i>	15 November 2018
• <i>2019 exploration programme update - 100% Owned Paterson Province Tenure</i>	22 August 2019
• <i>High-grade gold & multiple zones of copper-gold mineralisation identified at 100% owned ground</i>	18 October 2019
• <i>Antipa delivers strong results from multiple prospects on 100% owned ground</i>	22 November 2019
• <i>Multiple New Gold-Copper Targets on 100% Owned Ground</i>	23 December 2019
• <i>Drilling of New Targets Deliver Significant Au Intersections</i>	16 February 2021
• <i>Target Generation Air Core programme extends Poblano mineralised gold zone by 500 metres</i>	5 March 2021
• <i>Wilki JV Project Update – New Targets and 2020 Drill Results</i>	11 March 2021
• <i>High-Grade Gold Intersected at Minyari & WACA Deposits</i>	7 April 2021
• <i>Discovery of Significant Zones of High-Grade Gold at Minyari</i>	15 July 2021
• <i>Further High-Grade Gold Mineralisation at Minyari Deposit</i>	20 July 2021
• <i>Further High-Grade Gold Results at 100% Minyari Deposit</i>	12 August 2021
• <i>Outstanding Gold Intersections at 100% Owned Minyari Deposit</i>	6 September 2021
• <i>Further High-Grade Gold Results at 100% Minyari Deposit</i>	5 October 2021
• <i>Significant Gold-Copper Discovery at 100% Minyari Project</i>	19 October 2021
• <i>Further Significant Gold-Copper Discoveries at Minyari</i>	29 November 2021
• <i>Further High-Grade Gold Results at 100% Minyari Deposit</i>	6 December 2021
• <i>Wilki and Paterson Farm-in Projects Exploration Update</i>	20 December 2021
• <i>Further Outstanding High-Grade Gold Results at Minyari</i>	3 February 2022
• <i>Results Confirm High-Grade Gold-Copper at Depth at Minyari</i>	3 March 2022
• <i>High-Priority Soil and AC Gold-Copper Targets Identified</i>	27 May 2022
• <i>Drill Results Confirm High-Grade Gold at Minyari North</i>	21 July 2022
• <i>Minyari Drilling Identifies Resource Growth Opportunities</i>	10 November 2022
• <i>Resource Drilling Increases Minyari Deposit Confidence</i>	2 March 2023
• <i>Two New Discoveries at 100% Owned Minyari Dome Project</i>	6 March 2023
• <i>Paterson Project and Citadel JV Exploration Results</i>	11 May 2023
• <i>Paterson and Wilki Projects - FY2024 Exploration Programme Update</i>	24 July 2023
• <i>Near-Surface High-Grade Gold Discovery at GEO-01 Target</i>	2 August 2023
• <i>Final CY2023 Phase 1 Drill Results - Minyari Gold Project</i>	15 August 2023
• <i>High-Grade Gold Zones at GEO-01 Discovery</i>	12 October 2023
• <i>New gold target identified close to Telfer</i>	20 December 2023
• <i>Minyari Project - Phase 2 2023 Exploration Drilling</i>	21 December 2023

• <i>Minyari Dome Project – Final Assay Results from Phase 2 CY2023 Diamond Drilling</i>	6 February 2024
• <i>Minyari Project - Results from CY2023 Air Core Drilling</i>	8 March 2024
• <i>Large gold target identified close to Minyari</i>	28 March 2024
• <i>High Grade Gold Intersections at GEO-01 – Minyari Dome Project</i>	14 May 2024
• <i>GEO-01 Gold Mineralisation Strike Doubled – Minyari Dome Project</i>	4 June 2024
• <i>GEO-01 Returns Near-Surface High-Grade Gold - Including 35m at 3.0 g/t Gold from 20m</i>	10 July 2024
• <i>Gold Mineralisation Confirmed at Pacman</i>	30 August 2024
• <i>GEO-01 South Returns Multiple New Zones of Near-Surface Gold, including 23m at 2.8 g/t gold</i>	25 November 2024
• <i>Second surface geochemical gold target identified close to Telfer</i>	13 December 2024
• <i>Multiple New Zones of Near-Surface, High-Grade Gold Discovered – Minyari Dome Project</i>	16 December 2024
• <i>Multiple High-Grade Gold and Copper Intersections at Minyari</i>	29 January 2025
• <i>Antipa to Retain 100% Ownership of Wilki Project</i>	4 March 2025
• <i>Antipa Retains 100% Ownership of Paterson Project (Amended)</i>	9 April 2025
• <i>Resource Growth and Discovery Drilling Commences at Minyari</i>	16 April 2025
• <i>Significant New Gold-Copper Discovery at Minyari Dome</i>	30 June 2025
• <i>Expanded Gold-Copper Discovery and Extensions at Minyari</i>	1 August 2025
• <i>Bonanza New Gold Intersections Returned from Fiama</i>	25 August 2025
• <i>Exceptional Gold Intersections from the Minyari Deposit</i>	30 September 2025
• <i>High-Grade gold results support Resource growth at Minyari</i>	13 October 2025
• <i>Further High-Grade Gold Intersections at Fiama and Minyari</i>	10 November 2025
• <i>Minyari Development Resource Grows to 3.3Moz Gold Equivalent</i>	18 December 2025
• <i>Antipa Delivers Multiple New Gold and Copper Discoveries</i>	5 February 2026
• <i>Half Year Accounts – 31 December 2025</i>	13 March 2026
• <i>Minyari Project Resource Grows to 3.6 Moz Gold Equivalent</i>	2 April 2026
• <i>Commencement of Major Drilling Campaign Across the Minyari Project</i>	20 April 2026

Competent Persons Statement – Mineral Resource Estimations for the Minyari Project Deposits: The information in this document that relates to the estimation and reporting of the Minyari, WACA, WACA West and Sundown deposit Mineral Resources is extracted from the report entitled “Minyari Project Resource Grows to 3.6 Moz Gold Equivalent” created on 2 April 2026 with Competent Person Jane Levett. The information in this document that relates to the estimation and reporting of the: (1) GEO-01 Main Zone, Fiama, Minella, GEO-01 Central, Rizzo, GEO-01 South and RPS deposit Mineral Resources is extracted from the report entitled “Minyari Project Resource Grows to 3.6 Moz Gold Equivalent” created on 2 April 2026; (2) Minyari South deposit Mineral Resource is extracted from the report entitled “Minyari Development Resource Grows to 3.3Moz Gold Equivalent” created on 18 December 2025; (3) Tim’s Dome and Chicken Ranch deposits Mineral Resources are extracted from the report entitled “Minyari Project Resource Grows by 100 koz to 2.5 Moz of Gold” created on 21 May 2025; and (4) Minyari North deposit Mineral Resource is extracted from the report entitled “100% Owned Minyari Dome Project Grows by 573,000 Oz of Gold” created on 17 September 2024; with Competent Person Victoria Lawns. These reports are available to view on www.antipaminerals.com.au and www.asx.com.au. The Company confirms that it is not aware of any new information or data that materially affects the information included in the original market announcements and that all material assumptions and technical parameters underpinning the estimates in the relevant original market announcements continue to apply and have not materially changed. The Company confirms that the form and context in which the Competent Persons’ findings are presented have not been materially modified from the original market announcements.

Scoping Study for Minyari Dome: The information in this document that relates to the Scoping Study for Minyari Dome is extracted from the report entitled “Minyari Scoping Study Update Confirms Development Potential” reported on 24 October 2024, which is available to view on www.antipaminerals.com.au and www.asx.com.au. The Company confirms that it is not aware of any new information or data that materially affects the information included in the original market announcement and that all material assumptions and technical parameters underpinning the study in the relevant original market announcement continue to apply and have not materially changed. The Company confirms that the form and context in which the Competent Person’s findings are presented have not been materially modified from the original market announcement.

Minyari Project April 2026 Mineral Resource Estimate

MINYARI DOME DEPOSIT MINERAL RESOURCES³									
Deposit	Tonnes	Au g/t	Au Ounces	Ag g/t	Ag Ounces	Cu %	Cu Tonnes	Co %	Co Tonnes
Minyari Total Indicated Resource	34,000,000	1.69	1,842,000	0.55	605,000	0.20	70,000	0.03	11,000
Minyari Total Inferred Resource	900,000	1.75	50,000	0.29	8,000	0.13	1,000	0.03	200
Minyari Total Mineral Resource	35,000,000	1.69	1,890,000	0.55	610,000	0.20	70,000	0.03	11,000
WACA Total Indicated Resource	3,100,000	1.35	130,000	0.22	21,000	0.13	4,000	0.02	700
WACA Total Inferred Resource	2,400,000	1.17	90,000	0.22	17,000	0.11	3,000	0.02	600
WACA Total Mineral Resource	5,400,000	1.27	220,000	0.22	38,000	0.12	7,000	0.02	1,000
Fiama Total Indicated	1,100,000	1.48	50,000	0.22	10,000	0.11	1,000	0.005	50
Fiama Total Inferred	2,100,000	1.19	80,000	0.16	10,000	0.08	2,000	0.003	70
Fiama Total Mineral Resource	3,200,000	1.29	130,000	0.18	20,000	0.09	3,000	0.00	130
GEO-01 Main Zone Total Indicated	2,560,000	1.01	83,000	0.08	7,000	0.02	500	0.002	60
GEO-01 Main Zone Total Inferred	700,000	1.51	34,000	0.19	4,000	0.07	500	0.002	20
GEO-01 Main Zone Total Mineral Resource	3,300,000	1.11	120,000	0.10	11,000	0.03	1,000	0.00	70
Minella Total Indicated	300,000	0.95	11,000	0.26	9,000	0.16	2,000	0.005	500
Minella Total Inferred	390,000	1.09	17,000	0.36	14,000	0.21	4,000	0.004	800
Minella Total Mineral Resource	690,000	1.03	29,000	0.31	23,000	0.19	7,000	0.00	1,300
Rizzo Total Mineral Resource (Inferred)	501,000	0.76	12,000	0.53	9,000	0.28	1,000	0.01	50
GEO-01 Central Total Indicated	26,000	0.63	500	0.16	140	0.02	10	0.000	-
GEO-01 Central Total Inferred	87,000	0.86	2,000	0.19	530	0.08	100	0.003	3
GEO-01 Central Total Mineral Resource	113,000	0.81	3,000	0.18	700	0.07	100	0.00	3
GEO-01 South Total Mineral Resource (Inferred)	138,000	1.08	5,000	0.12	500	0.06	100	0.01	10
GEO-01 Area Total Indicated Resource	4,000,000	1.12	144,500	0.23	30,000	0.09	3,500	0.005	610
GEO-01 Area Total Inferred Resource	3,900,000	1.20	150,000	0.32	40,000	0.20	7,700	0.005	953
GEO-01 Area Total Mineral Resource	7,900,000	1.16	294,500	0.28	70,000	0.14	11,200	0.005	1,560
Sundown Total Indicated Resource	550,000	1.31	23,000	0.50	9,000	0.25	1,400	0.04	200
Sundown Total Inferred Resource	540,000	1.68	29,000	0.18	3,000	0.11	600	0.05	260
Sundown Total Mineral Resource	1,100,000	1.49	53,000	0.34	12,000	0.18	2,000	0.04	500
Minyari South Total Indicated Resource	200,000	2.93	19,000	0.54	3,500	0.28	600	0.03	50
Minyari South Total Inferred Resource	650,000	1.24	26,000	0.23	5,000	0.10	700	0.02	120
Minyari South Total Mineral Resource	860,000	1.64	45,000	0.30	8,000	0.14	1,200	0.02	170
Minyari North Total Mineral Resource (Inferred)	675,000	0.95	21,000	0.14	3,000	0.06	400	0.01	70
WACA West Total Mineral Resource (Inferred)	314,000	1.26	13,000	0.86	9,000	0.06	200	0.00	5
MINYARI DOME TOTAL INDICATED MINERAL RESOURCE	42,000,000	1.61	2,200,000	0.49	656,000	0.19	77,000	0.03	12,000
MINYARI DOME TOTAL INFERRED MINERAL RESOURCE	9,000,000	1.25	375,000	0.24	73,000	0.11	10,000	0.01	1,000
MINYARI DOME TOTAL MINERAL RESOURCE	51,000,000	1.54	2,540,000	0.44	729,000	0.17	87,000	0.03	13,000
SATELLITE DEPOSIT MINERAL RESOURCES⁴									
Tims Dome Total Mineral Resource (Inferred)	5,000,000	0.70	110,000						
Chicken Ranch Total Mineral Resource (Inferred)	1,200,000	1.23	49,000						
RPS Total Mineral Resource (Inferred)	11,000,000	0.64	230,000	0.42	235,000	0.03	3,600		
MINYARI PROJECT TOTAL INDICATED MINERAL RESOURCE	42,000,000	1.61	2,200,000	0.49	656,000	0.19	77,000	0.03	12,000
MINYARI PROJECT TOTAL INFERRED MINERAL RESOURCE	26,200,000	0.89	800,000	0.26	224,000	0.05	14,000	0.01	1,000
MINYARI PROJECT GRAND TOTAL MRE INDICATED + INFERRED	68,000,000	1.33	2,900,000	0.40	880,000	0.13	91,000	0.03	13,000

Notes for the Minyari Project MRE Table above:

1. Rounding of numbers may cause apparent discrepancies in totals.
2. For full details of the Minyari Project Mineral Resources Estimate, please refer to ASX announcements dated: 2 April 2026 entitled "Minyari Project Resource Grows to 3.6 Moz Gold Equivalent", 18 December 2025 entitled "Minyari Development Resource Grows to 3.3Moz Gold Equivalent", 21 May 2025 entitled "Minyari Project Resource Grows by 100 koz to 2.5 Moz of Gold", and 17 September 2024 entitled "100% Owned Minyari Dome Project Grows by 573,000 Oz of Gold".
3. The Minyari Dome MRE has been reported within optimised open pit shells at a cut-off grade of 0.3 g/t gold and within optimised (MSO) underground stopes with a Net Smelter Return (NSR) \geq A\$100, using metal prices of US\$5,000/oz gold, A\$65 silver and AUD/USD of 0.65 and cost and revenue assumptions.
4. The satellite deposits Tim's Dome, Chicken Ranch and RPS MREs have been reported at cut-off grades above 0.3 g/t gold which assumes open pit mining.
5. The Minyari Project and its Mineral Resource are 100% owned by Antipa Minerals Ltd.

Gold Metal Equivalent Information - Minyari Dome Mineral Resource Gold Equivalent reporting cut-off grade:

The 0.4 g/t and 1.5 g/t Aueq cut-off grades assume open pit and underground mining, respectively.

A gold equivalent grade (**Aueq**) has been calculated from individual gold, copper, silver, and cobalt grades. This equivalent grade has been calculated and declared in accordance with Clause 50 of the JORC Code (2012) that it is the Company's opinion that all metals included in this metal equivalent calculation have reasonable potential to be recovered and sold, using the following parameters:

- The metal prices used for the calculation are as follows:
 - US\$ 2,030 /oz gold
 - US\$ 4.06 / lb copper
 - US\$ 24.50 /oz silver
 - US\$ 49,701 per tonne cobalt
- An exchange rate (A\$:US\$) of 0.700 was assumed.
- Metallurgical recoveries for by-product metals, based upon Antipa test-work in 2017 and 2018, are assumed as follows:
 - Gold = 88.0% Copper = 85.0%, Silver = 85%, Cobalt = 68%
- The gold equivalent formula, based upon the above commodity prices, exchange rate and recoveries, is thus:
 - **Aueq** = (Au g/t) + (Ag g/t * 0.012) + (Cu % * 1.32) + (Co % * 5.88)

Tenement Information as required by ASX Listing Rule 5.3.3

Tenement	Project	Status	Holder	Company Interest	Change in Quarter
E 45/2519	Antipa (100%)	Live	Kitchener Resources Pty Ltd	100%	
E 45/2524	Antipa (100%)	Live	Kitchener Resources Pty Ltd	100%	
E 45/2525	Antipa (100%)	Live	Kitchener Resources Pty Ltd	100%	
E 45/2526	Antipa (100%)	Live	Kitchener Resources Pty Ltd	100%	
E 45/2527	Antipa (100%)	Live	Kitchener Resources Pty Ltd	100%	
E 45/2528	Antipa (100%)	Live	Kitchener Resources Pty Ltd	100%	
E 45/2529	Antipa (100%)	Live	Kitchener Resources Pty Ltd	100%	
E 45/3917	Antipa (100%)	Live	Antipa Resources Pty Ltd	100%	
E 45/3918	Antipa (100%)	Live	Antipa Resources Pty Ltd	100%	
E 45/3919	Antipa (100%)	Live	Antipa Resources Pty Ltd	100%	
E 45/3925	Antipa (100%)	Live	Antipa Resources Pty Ltd	100%	
E 45/4459	Antipa (100%)	Live	Antipa Resources Pty Ltd	100%	
E 45/4460	Antipa (100%)	Live	Antipa Resources Pty Ltd	100%	
E 45/4514	Antipa (100%)	Live	Antipa Resources Pty Ltd	100%	
E 45/4518	Antipa (100%)	Live	Antipa Resources Pty Ltd	100%	
E 45/4565	Antipa (100%)	Live	Antipa Resources Pty Ltd	100%	
E 45/4567	Antipa (100%)	Live	Antipa Resources Pty Ltd	100%	
E 45/4614	Antipa (100%)	Live	Antipa Resources Pty Ltd	100%	
E 45/4618	Antipa (100%)	Live	Antipa Resources Pty Ltd	100%	
E 45/4652	Antipa (100%)	Live	Antipa Resources Pty Ltd	100%	
E 45/4784	Antipa (100%)	Live	Antipa Resources Pty Ltd	100%	
E 45/4812	Antipa (100%)	Live	Antipa Resources Pty Ltd	100%	
E 45/4839	Antipa (100%)	Live	Antipa Resources Pty Ltd	100%	
E 45/4840	Antipa (100%)	Live	Antipa Resources Pty Ltd	100%	
E 45/4867	Antipa (100%)	Live	Antipa Resources Pty Ltd	100%	
E 45/4886	Antipa (100%)	Live	Antipa Resources Pty Ltd	100%	
E 45/5078	Antipa (100%)	Live	Antipa Resources Pty Ltd	100%	
E 45/5079	Antipa (100%)	Live	Antipa Resources Pty Ltd	100%	
E 45/5135	Antipa (100%)	Live	Antipa Resources Pty Ltd	100%	
E 45/5147	Antipa (100%)	Live	Antipa Resources Pty Ltd	100%	
E 45/5148	Antipa (100%)	Live	Antipa Resources Pty Ltd	100%	
E 45/5149	Antipa (100%)	Live	Antipa Resources Pty Ltd	100%	
E 45/5150	Antipa (100%)	Live	Antipa Resources Pty Ltd	100%	
E 45/5151	Antipa (100%)	Live	Antipa Resources Pty Ltd	100%	
E 45/5152	Antipa (100%)	Live	Antipa Resources Pty Ltd	100%	
E 45/5153	Antipa (100%)	Live	Antipa Resources Pty Ltd	100%	
E 45/5154	Antipa (100%)	Live	Antipa Resources Pty Ltd	100%	
E 45/5155	Antipa (100%)	Live	Antipa Resources Pty Ltd	100%	
E 45/5156	Antipa (100%)	Live	Antipa Resources Pty Ltd	100%	
E 45/5157	Antipa (100%)	Live	Antipa Resources Pty Ltd	100%	
E 45/5158	Antipa (100%)	Live	Antipa Resources Pty Ltd	100%	
E 45/5309	Antipa (100%)	Live	Antipa Resources Pty Ltd	100%	Compulsory Surrender of 4 Blocks
E 45/5310	Antipa (100%)	Live	Antipa Resources Pty Ltd	100%	Compulsory Surrender of 14 Blocks
E 45/5311	Antipa (100%)	Live	Antipa Resources Pty Ltd	100%	Compulsory Surrender of 4 Blocks

Tenement	Project	Status	Holder	Company Interest	Change in Quarter
E 45/5312	Antipa (100%)	Live	Antipa Resources Pty Ltd	100%	Compulsory Surrender of 28 Blocks
E 45/5313	Antipa (100%)	Live	Antipa Resources Pty Ltd	100%	Compulsory Surrender of 4 Blocks
E 45/5413	Antipa (100%)	Live	Antipa Resources Pty Ltd	100%	
E 45/5414	Antipa (100%)	Live	Antipa Resources Pty Ltd	100%	
E 45/5458	Antipa (100%)	Live	Antipa Resources Pty Ltd	100%	Compulsory Surrender of 43 Blocks
E 45/5459	Antipa (100%)	Live	MK Minerals Pty Ltd	100%	Compulsory Surrender of 9 Blocks
E 45/5460	Antipa (100%)	Live	MK Minerals Pty Ltd	100%	Compulsory Surrender of 9 Blocks
E 45/5461	Antipa (100%)	Live	MK Minerals Pty Ltd	100%	Compulsory Surrender of 8 Blocks
E 45/5462	Antipa (100%)	Live	MK Minerals Pty Ltd	100%	Compulsory Surrender of 14 Blocks
E 45/5655	Antipa (100%)	Live	Antipa Resources Pty Ltd	100%	
E 45/5670	Antipa (100%)	Live	Antipa Resources Pty Ltd	100%	
E 45/5671	Antipa (100%)	Live	Antipa Resources Pty Ltd	100%	
E 45/5781	Antipa (100%)	Live	Antipa Resources Pty Ltd	100%	
E 45/5782	Antipa (100%)	Live	Antipa Resources Pty Ltd	100%	
E 45/6553	Antipa (100%)	Live	Antipa Resources Pty Ltd	100%	
E 45/6554	Antipa (100%)	Live	Antipa Resources Pty Ltd	100%	
E 45/6555	Antipa (100%)	Live	Antipa Resources Pty Ltd	100%	
E 45/6558	Antipa (100%)	Live	Antipa Resources Pty Ltd	100%	
E 45/6561	Antipa (100%)	Live	Antipa Resources Pty Ltd	100%	
E 45/6675	Antipa (100%)	Live	Antipa Resources Pty Ltd	100%	
E 45/6684	Antipa (100%)	Live	Antipa Resources Pty Ltd	100%	
E 45/6685	Antipa (100%)	Live	Antipa Resources Pty Ltd	100%	
E 45/6686	Antipa (100%)	Live	Antipa Resources Pty Ltd	100%	
E 45/6687	Antipa (100%)	Live	Antipa Resources Pty Ltd	100%	
E 45/6688	Antipa (100%)	Live	Antipa Resources Pty Ltd	100%	
E 45/6689	Antipa (100%)	Live	Antipa Resources Pty Ltd	100%	
E 45/6737	Antipa (100%)	Live	Antipa Resources Pty Ltd	100%	
E 45/6738	Antipa (100%)	Live	Antipa Resources Pty Ltd	100%	
E 45/6739	Antipa (100%)	Live	Antipa Resources Pty Ltd	100%	
E 45/6740	Antipa (100%)	Live	Antipa Resources Pty Ltd	100%	
E 45/7001	Antipa (100%)	Live	Antipa Resources Pty Ltd	100%	
E 45/7049	Antipa (100%)	Live	Antipa Resources Pty Ltd	100%	
E 45/7064	Antipa (100%)	Live	Antipa Resources Pty Ltd	100%	
E 45/7065	Antipa (100%)	Live	Antipa Resources Pty Ltd	100%	
E 45/7066	Antipa (100%)	Live	Antipa Resources Pty Ltd	100%	Granted (06/01/2026)
E 45/7067	Antipa (100%)	Live	Antipa Resources Pty Ltd	100%	
E 45/7090	Antipa (100%)	Pending	Antipa Resources Pty Ltd	100%	
E 45/7095	Antipa (100%)	Live	Antipa Resources Pty Ltd	100%	Granted (30/03/2026)
E 45/7127	Antipa (100%)	Live	Antipa Resources Pty Ltd	100%	Granted (05/02/2026)
E 45/7131	Antipa (100%)	Pending	Antipa Resources Pty Ltd	100%	
E 45/7170	Antipa (100%)	Pending	Antipa Resources Pty Ltd	100%	
E 45/7259	Antipa (100%)	Pending	Antipa Resources Pty Ltd	100%	Applied (04/03/2026)
L 45/851	Antipa (100%)	Pending	Antipa Resources Pty Ltd	100%	
L 45/852	Antipa (100%)	Pending	Antipa Resources Pty Ltd	100%	



Tenement	Project	Status	Holder	Company Interest	Change in Quarter
L 45/853	Antipa (100%)	Pending	Antipa Resources Pty Ltd	100%	
L 45/854	Antipa (100%)	Pending	Antipa Resources Pty Ltd	100%	
L 45/855	Antipa (100%)	Pending	Antipa Resources Pty Ltd	100%	
L 45/856	Antipa (100%)	Pending	Antipa Resources Pty Ltd	100%	
M 45/1329	Antipa (100%)	Pending	Antipa Resources Pty Ltd	100%	

Appendix 5B

Mining exploration entity or oil and gas exploration entity quarterly cash flow report

Name of entity

Antipa Minerals Limited

ABN

79 147 133 364

Quarter ended ("current quarter")

31 March 2026

Consolidated statement of cash flows	Current quarter \$A'000	Year to date (9 months) \$A'000
1. Cash flows from operating activities		
1.1 Receipts from customers	-	-
1.2 Payments for		
(a) exploration & evaluation (if expensed)	-	-
(b) Other staff costs	(970)	(1,855)
(c) administration and corporate costs	(437)	(1,461)
1.3 Dividends received (see note 3)	-	-
1.4 Interest received	535	1,697
1.5 Interest and other costs of finance paid	-	-
1.6 Income taxes paid	-	-
1.7 Government rebates	87	214
1.8 Other (provide details if material)	-	-
1.9 Net cash from / (used in) operating activities	(785)	(1,405)
2. Cash flows from investing activities		
2.1 Payments to acquire or for:		
(a) entities	-	-
(b) tenements	-	-
(c) property, plant and equipment	(33)	(90)
(d) exploration & evaluation (if capitalised)	(2,736)	(28,483)
(e) investments	-	-
(f) other non-current assets	-	-
2.2 Proceeds from the disposal of:		
(a) entities	-	-
(b) tenements	-	-
(c) property, plant and equipment	-	-

Mining exploration entity or oil and gas exploration entity quarterly cash flow report

Consolidated statement of cash flows		Current quarter \$A'000	Year to date (9 months) \$A'000
	(d) investments	-	-
	(e) other non-current assets	-	-
2.3	Cash flows from loans to other entities	-	-
2.4	Dividends received (see note 3)	-	-
2.5	Other (provide details if material)	-	-
2.6	Net cash from / (used in) investing activities	(2,769)	(28,573)
3.	Cash flows from financing activities		
3.1	Proceeds from issues of equity securities (excluding convertible debt securities)	-	40,000
3.2	Proceeds from issue of convertible debt securities	-	-
3.3	Proceeds from exercise of options	55	3,295
3.4	Transaction costs related to issues of equity securities or convertible debt securities	-	(2,124)
3.5	Proceeds from borrowings	-	-
3.6	Repayment of borrowings	-	-
3.7	Transaction costs related to loans and borrowings	-	-
3.8	Dividends paid	-	-
3.9	Other	-	-
3.10	Net cash from / (used in) financing activities	55	41,171
4.	Net increase / (decrease) in cash and cash equivalents for the period		
4.1	Cash and cash equivalents at beginning of period	51,174	36,482
4.2	Net cash from / (used in) operating activities (item 1.9 above)	(785)	(1,405)
4.3	Net cash from / (used in) investing activities (item 2.6 above)	(2,769)	(28,573)
4.4	Net cash from / (used in) financing activities (item 3.10 above)	55	41,171
4.5	Effect of movement in exchange rates on cash held	-	-
4.6	Cash and cash equivalents at end of period	47,675	47,675

Appendix 5B

Mining exploration entity or oil and gas exploration entity quarterly cash flow report

5. Reconciliation of cash and cash equivalents at the end of the quarter (as shown in the consolidated statement of cash flows) to the related items in the accounts	Current quarter \$A'000	Previous quarter \$A'000
5.1 Bank balances	48	243
5.2 Call deposits	4,127	2,431
5.3 Bank overdrafts	-	-
5.4 Other (provide details) – Term Deposits	43,500	48,500
5.5 Cash and cash equivalents at end of quarter (should equal item 4.6 above)	47,675	51,174

6. Payments to related parties of the entity and their associates	Current quarter \$A'000
6.1 Aggregate amount of payments to related parties and their associates included in item 1	507
6.2 Aggregate amount of payments to related parties and their associates included in item 2	89

Note: if any amounts are shown in items 6.1 or 6.2, your quarterly activity report must include a description of, and an explanation for, such payments.

7. Financing facilities <i>Note: the term 'facility' includes all forms of financing arrangements available to the entity.</i> <i>Add notes as necessary for an understanding of the sources of finance available to the entity.</i>	Total facility amount at quarter end \$A'000	Amount drawn at quarter end \$A'000
7.1 Loan facilities	-	-
7.2 Credit standby arrangements	-	-
7.3 Other (please specify)	-	-
7.4 Total financing facilities	-	-
7.5 Unused financing facilities available at quarter end		-
7.6 Include in the box below a description of each facility above, including the lender, interest rate, maturity date and whether it is secured or unsecured. If any additional financing facilities have been entered into or are proposed to be entered into after quarter end, include a note providing details of those facilities as well.		

Mining exploration entity or oil and gas exploration entity quarterly cash flow report

8.	Estimated cash available for future operating activities	\$A'000
8.1	Net cash from / (used in) operating activities (item 1.9)	(785)
8.2	(Payments for exploration & evaluation classified as investing activities) (item 2.1(d))	(2,736)
8.3	Total relevant outgoings (item 8.1 + item 8.2)	(3,521)
8.4	Cash and cash equivalents at quarter end (item 4.6)	47,675
8.5	Unused finance facilities available at quarter end (item 7.5)	-
8.6	Total available funding (item 8.4 + item 8.5)	47,675
8.7	Estimated quarters of funding available (item 8.6 divided by item 8.3)	13.5
<i>Note: if the entity has reported positive relevant outgoings (ie a net cash inflow) in item 8.3, answer item 8.7 as "N/A". Otherwise, a figure for the estimated quarters of funding available must be included in item 8.7.</i>		
8.8	If item 8.7 is less than 2 quarters, please provide answers to the following questions:	
8.8.1	Does the entity expect that it will continue to have the current level of net operating cash flows for the time being and, if not, why not?	
	N/A	
8.8.2	Has the entity taken any steps, or does it propose to take any steps, to raise further cash to fund its operations and, if so, what are those steps and how likely does it believe that they will be successful?	
	N/A	
8.8.3	Does the entity expect to be able to continue its operations and to meet its business objectives and, if so, on what basis?	
	N/A	
<i>Note: where item 8.7 is less than 2 quarters, all of questions 8.8.1, 8.8.2 and 8.8.3 above must be answered.</i>		

Compliance statement

- 1 This statement has been prepared in accordance with accounting standards and policies which comply with Listing Rule 19.11A.
- 2 This statement gives a true and fair view of the matters disclosed.

Date: 28 April 2026

Authorised by: *By the Board*

Notes

1. This quarterly cash flow report and the accompanying activity report provide a basis for informing the market about the entity's activities for the past quarter, how they have been financed and the effect this has had on its cash position. An entity that wishes to disclose additional information over and above the minimum required under the Listing Rules is encouraged to do so.
2. If this quarterly cash flow report has been prepared in accordance with Australian Accounting Standards, the definitions in, and provisions of, *AASB 6: Exploration for and Evaluation of Mineral Resources* and *AASB 107: Statement of Cash Flows* apply to this report. If this quarterly cash flow report has been prepared in accordance with other accounting standards agreed by ASX pursuant to Listing Rule 19.11A, the corresponding equivalent standards apply to this report.
3. Dividends received may be classified either as cash flows from operating activities or cash flows from investing activities, depending on the accounting policy of the entity.
4. If this report has been authorised for release to the market by your board of directors, you can insert here: "By the board". If it has been authorised for release to the market by a committee of your board of directors, you can insert here: "By the [name of board committee – eg Audit and Risk Committee]". If it has been authorised for release to the market by a disclosure committee, you can insert here: "By the Disclosure Committee".
5. If this report has been authorised for release to the market by your board of directors and you wish to hold yourself out as complying with recommendation 4.2 of the ASX Corporate Governance Council's *Corporate Governance Principles and Recommendations*, the board should have received a declaration from its CEO and CFO that, in their opinion, the financial records of the entity have been properly maintained, that this report complies with the appropriate accounting standards and gives a true and fair view of the cash flows of the entity, and that their opinion has been formed on the basis of a sound system of risk management and internal control which is operating effectively.